

**City
Of**



CALIMESA
California

**Adopted
Budget**

FY 2023-2024

**& Capital
Improvement
Program**



Cover Created By:
Leilani Powell
YHS AIM Pathway

Table of Contents

City Vision & Values Statements	1
Council & Staff Listing	3
City Manager’s Budget Message	9

General Fund

General Fund Revenue & Appropriations Summaries Adoption	18
Revenue Sources by Type – General Fund	19
History of Expenditures by Department	22
City Council	24
City Manager	28
City Clerk General Operations and Mobile Home Rent	33
City Clerk/Human Resources & Risk Management	35
City Attorney	40
Finance	44
Information Technology	48
Community Development	51
Engineering	56
Citizens on Patrol	60
Police	64
Animal Control	68
Fire Department	71
Community Services – Senior Center	78
Public Works/Building Maintenance/Landscape/ Refuse	81
Non-Departmental	94

Special Funds

Special Funds - Expenditure Summary	102
Special Deposits	103
Insurance	104
Supplemental Law Enforcement Safety Fund	105
Capital Projects Including American Rescue Plan Act	106
Planning Grants	107
Library	108
Capital Projects - ADA CIP Projects	109
Air Quality Management District	110
Road Maintenance & Rehabilitation Account	112
Gas Tax	113
Measure A Fund	115

HOME State Housing Rehab Grant	116
HOME CDBG Federal Housing Rehab Grant	118
Landscape Lighting Maintenance District	119
Fire Facilities	121
Flood Control Drainage Fees	122
Administrative Facilities	123
Library Facilities	124
Law Enforcement Facilities	125
Traffic Improvement Fees	126
Park Improvement Fees	127
Multi-Species Habitat Conservation Program (MSHCP)	128
CFD 2018-1 Facilities IA1 Summerwind Ranch	129
CFD Mesa Verde	130
CFD No 2012-1 Facilities IA2 Singleton Heights	131
CFD Public Services 1	132
CFD 2013-1 Facilities IA1 JP Ranch	133
CFD 2012-1 Facilities IA1 Singleton Heights	134
CFD 2013-1 Facilities IA-3 JP Ranch	136
CFD 2012-1B Maintenance Singleton Heights	137
CFD 2013-1B Maintenance JP Ranch	139
CFD 2018-1 Maintenance Summerwind Ranch	141
CFD Heritage Oaks	143
CFD 2013-1 Facilities IA2 JP Ranch	144
Successor Agency	145
California Recycling Grant	146
Vehicle Fund	147
Information Technology Fund	148

Authorized Positions & Salary Schedule

Authorized Positions	152
Salary Schedule	153

Capital Improvement Program

Capital Improvement Program	160
-----------------------------	-----

Cost Allocation Plan

Cost Allocation Plan	190
----------------------	-----

City and Agency Resolutions Adopting the Budget

City Agency	195
-------------	-----



VISION STATEMENT

The City of Calimesa is dedicated to remaining a community that honors its beautiful natural setting through open space preservation, wildlife corridors, and extensive trail systems, as well as enriching the quality of life for Calimesa through sensitive planning that creates increased business activity, local jobs, new parks, and schools.

VALUES STATEMENT

The City of Calimesa incorporated December of 1990. It has developed its own unique zoning codes and standards and sought to retain its open space characteristics. The City's General Plan provides for neighborhoods and businesses that reflect that concept. The City is governed by a five-member City Council and a form of government small enough to respond to citizen concerns yet experienced enough to maintain the unique Calimesa lifestyle.



CITY COUNCIL MEMBERS



Mayor

William "Bill" Davis

As a businessman and property owner Bill Davis has spent over 36 years living and working in Calimesa. He has served on the Planning Commission, and four terms on the City Council working hard serving the needs of the Community. He is a CSU graduate with a degree in Civil and Environmental Engineering. With his combined education and experience, he brings a working knowledge of land development, infrastructure improvements, open space preservation and fiscal responsibility.



Linda Molina

Linda Molina was elected to the City Council in 2016 and re-elected in 2020. She has lived in Calimesa since 2006, raised three granddaughters. Her 18 years of employment with the Housing Authority for the City of Los Angeles, President of the Rosemead Elementary School District and many certifications has provided her with valuable experience. She has served on the Calimesa Planning Commission, Mobile Home Rent Stabilization Board, Citizen's on Patrol, Habitat for Humanity and the Boy's & Girls Club.



Mayor Pro Tem

Wendy Hewitt

Wendy Hewitt has lived in Calimesa since 1991. As a mother of three and active volunteer in the Calimesa Chamber of Commerce, she has witnessed the dedication necessary to help a community come together and thrive. Her experience on a state executive committee of a political party has given her valuable knowledge in parliamentary procedure and persuasive skills. She has strong principles when it comes to the role of government, and believes as a City, it can be limited while accomplishing the services the community demands.



John Manly

John Manly understands the importance of maintaining a safe community for Calimesa families to thrive, as he has 16 years of local law enforcement experience. Public safety will be one of his top priorities. He will work diligently to improve the quality of life for all citizens. He is a husband and a father, and he will seek more opportunities for young families. He grew up locally and graduated from Yucaipa High School. He believes in and will consistently strive to maintain the values of this community by preserving open spaces. He will seek thoughtful growth that will not compromise the integrity of this established community. He previously served on the Parks, Trails, and Community Services Commission and was appointed in 2020. He has a bachelor's degree in criminal justice.



Jeff Cervantez

Jeff Cervantez previously served as a member of the Calimesa Parks, Trails and Community Services Commission and was appointed in 2019 and 2022 as a member of the City Council. He has the desire to help lead the City into the future by thinking carefully about growth and development. As a family man with three school aged children, he is personally invested in Calimesa. He believes that a fresh perspective, new ideas and healthy communication between City Officials and the community will help the City flourish as it moves forward. His experience with local education has always been centered on working with others to solve problems in a respectful, collaborative way, with character and with a good dose of common sense.



CITY STAFF

City Manager

Will Kolbow

City Attorney

Quinn Barrow

Deputy City Manager /
City Clerk

Darlene Gerdes

Finance Director /
City Treasurer

Celeste Reid

Public Works Director

Margaret Monson

City Engineer

Mike Thornton

Planning Director

Kelly Lucia

Police Chief (Sheriff's
Captain)

Tim Salas

Fire Chief

Tim O'Connell



This page intentionally left blank



Organizational Structure

FY 2023-2024

City of Calimesa

908 Park Avenue, Calimesa, California 92320
Telephone 909.795.9801 Facsimile 909.795.4399

www.cityofcalimesa.net

"Preserving and enhancing the open space atmosphere and quality of life in Calimesa"



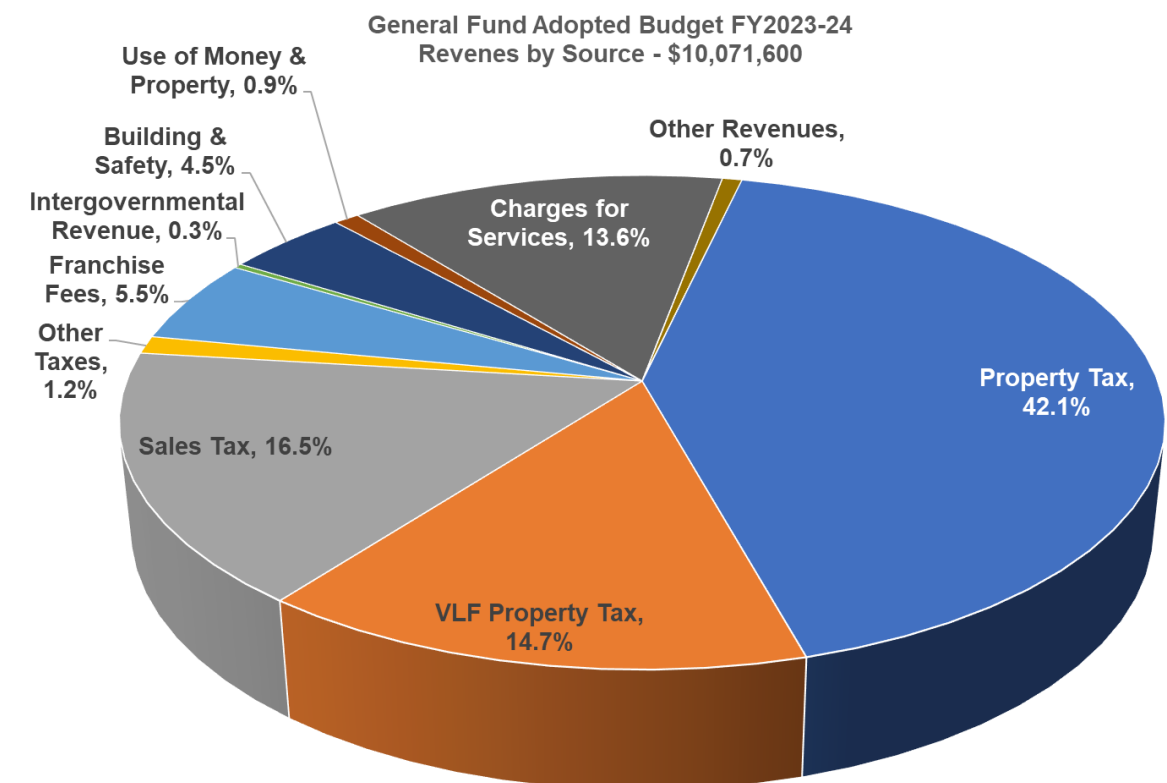
expenditures. It also includes a transfer of \$2.2 million in transfers out to other funds to be used for one-time capital project spending, including \$1 million for pavement management, as well as funding of reserves related to vehicle and information technology replacement. As noted earlier, the City Council continues to maintain a strong fiscal policy which results in a 79% total reserve for the year ending June 30, 2024.

The specifics of the FY2023-24 General Fund budget are detailed below:

General Fund Summary	Ongoing	One-time	Total
Revenues	\$ 9,540,600	\$ 531,000	\$ 10,071,600
Expenditures	8,907,474	359,225	9,266,699
Operating Surplus	633,126	171,775	804,901
Transfers Out	-	2,208,900	2,208,900
Net Change	633,126	(2,037,125)	(1,403,999)
Beginning Fund Balance			8,045,355
Ending Fund Balance			\$ 6,641,356

General Fund Revenues

The chart below depicts overall estimated General Fund revenue and, by percentage, each category's respective share of the overall revenue base.



July 1, 2023

Honorable Mayor Davis and Members of the City Council:

I am pleased to submit the Fiscal Year 2023-24 Annual Budget and Capital Improvement Plan for the City of Calimesa. This letter provides an introduction and overview of the budget which serves as a tool to communicate the City's financial strategy and status for the upcoming fiscal year. As you will note throughout the budget document, a great deal of detail is being provided. This approach continues to promote fiscal accountability and transparency; two key elements of the City Council's leadership philosophy.

The City Council and City Management Team have managed several years of budgets and improvements throughout the City with a disciplined fiscal policy. This includes several years of accumulating increased reserve balances to support the City Council priorities as established in the February 2020 goal setting workshop. This approach and method of fiscal management has served the City well and as a result, the City has a Fiscal Year 2023-24 estimated General Fund reserve of approximately \$6.6 million or, as calculated as a ratio, 72% of budgeted expenditures for the year ending June 30, 2024. The adopted budget for Fiscal Year 2023-24 includes expenditures that meet the City Council priorities from the goal setting workshop as identified below:

1. Quality of Life
2. Economic Development
3. Infrastructure (Internal & External)
4. Community Engagement
5. Financial Stability & Resources

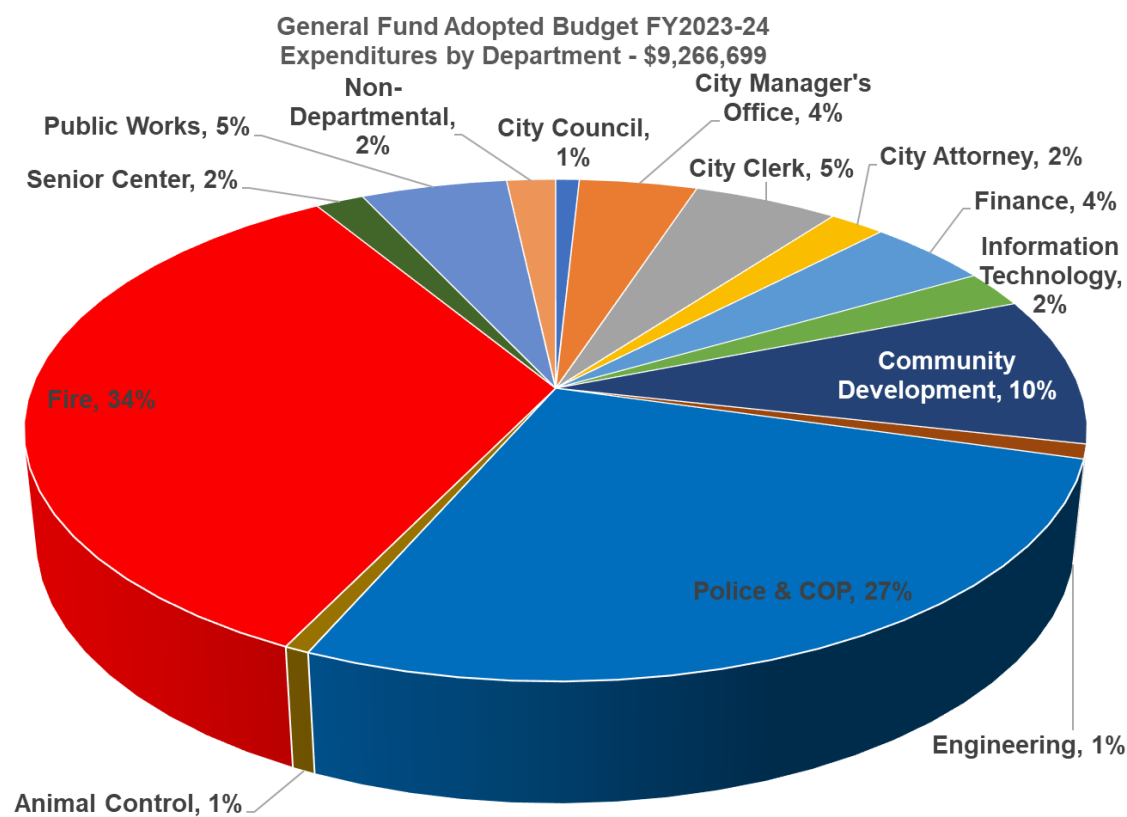
Starting in FY2020-21 and through FY2022-23, the City experienced a significant increase in property and sales tax revenue related to new housing and retail developments. For example, the Marketplace at Calimesa retail center has contributed over \$200,000 in new sales tax revenue in calendar year 2022 alone, and a total of \$322,000 in 2022. This growth has also led to an increased demand for services, and because of the fiscal discipline shown by this and past City Councils, we are in a solid position to be able to grow as a city to meet that demand. The adopted Fiscal Year 2023-24 budget includes significant investments in our community, including over \$2.5 million for pavement management, \$3.3 million for new park space, as well as new investment in public safety and staffing resources to provide better service to the community.

The General Fund budget for Fiscal Year 2023-24 provides for a balanced budget, including a structural surplus, meaning that ongoing revenues exceed ongoing

When compared to the FY2022-23 projected actuals, FY2023-24 revenues will be lower by about \$2.1 million. However, the primary reason for this difference is due to several significant one-time revenues received in FY2022-23, including Development Agreement Fees (\$1.7 million), Recycle Deposit (\$392,000) and additional plan check fee activity (\$278,000). Several recurring revenue categories are expected to increase, including property taxes (\$83,000) and Public Services CFD contributions (\$125,000).

General Fund Expenditures

The chart below depicts overall General Fund expenditures and each department's respective share of the overall expenditure base.



Expenditures are projected to decrease by approximately \$2.7 million in FY2023-24 compared to FY2022-23. This decrease is primarily due to one-time expenditures incurred in FY2022-23, including a transfer out for pavement management (\$1 million) and the purchase of a new ladder truck (\$2.2 million). Significant one-time expenditures included in the FY2023-24 budget are additional fire prevention and building and safety services related to expected development activity (\$234,725) and the purchase of new turnouts for the Fire Department (\$80,000). New recurring expenditures in FY2023-24 include a 5% citywide, with the exception of the City Manager, cost-of-living adjustment (\$125,000), an increase in the City's cafeteria plan benefit contributions (\$11,000), range adjustments for two existing positions (\$11,288), additional staff, including a new Senior Accountant, Planning Technician, Battalion Chief, and three Apparatus Engineers (\$368,679), and eight new Flock cameras for the Police Department (\$24,000).

Five-Year Capital Improvement Plan

The budget continues to make much needed investments in our infrastructure, both in the rehabilitation of existing infrastructure as well as building new infrastructure. The Capital Improvement Plan (CIP) identifies 21 projects proposed over the five-year planning period. For the upcoming fiscal year, there are 10 new projects and continued investment in 11 previously approved projects. With these projects, the City Council will be investing \$13.4 million in the upcoming fiscal year and \$94.7 million over the five-year CIP. As in years past, funding for the CIP comes from a variety of sources, including Measure A, American Rescue Plan Act funds, SB1 Road Maintenance and Rehabilitation, development impact fees, developer contributions, Transportation Uniform Mitigation Fee funds, and state and federal grants. Additionally, the City's General Fund will contribute \$1.5 million for capital projects in FY2023-24. The following are highlights of the FY2023-24 CIP:

- New Library
- Phase 2 of 4th Street Community Park
- Cherry Valley Interchange
- Singleton Road Phase 1 Improvements
- Sandalwood Interchange
- County Line Road and Calimesa Boulevard Intersection Improvements
- Calimesa Creek and Storm Drain Improvements
- Commitment of \$2.5 million toward the City's Pavement Management Program

Reserves

Based on the adopted budget, total reserves, including Capital Projects, Vehicle Replacement, and Information Technology funds, at June 30, 2024 are projected to be \$7,289,290, or 79% of total General Fund expenditures and 82% of General Fund recurring expenditures. The reserves consist of the following:

Reserve	Projected Balance at 6/30/2024
General Fund Contingency Reserve (35% of General Fund Expenditures)	\$ 3,243,344
General Fund Parks and Trails	75,000
General Fund Unreserved Fund Balance	3,323,011
Capital Projects Fund Balance (Fund 16)	57,935
Vehicle Replacement Fund Balance (Fund 75)	435,000
Information Technology Reserve Fund Balance (Fund 76)	155,000
TOTAL RESERVES	\$ 7,289,290

Included in the reserves is a new reserve dedicated to parks and trails. This set-aside expresses the City Council's commitment to investing in the community to provide spaces for residents to enjoy Calimesa's natural beauty.

Looking Forward

Although growth has slowed down for the time being as entitled projects work to gear up for future development, the City always has an eye on the future and what those new developments will bring. Currently, there are approved entitlements for over 7,000 new residential units throughout the City, in addition to approved retail and commercial development. The adopted budget takes steps to keep up with recent growth and will set the City up to take on the new growth that is to come. While speculation of an economic recession has not come to fruition at this point, the City's budget, with its healthy surplus and reserves, will help the City weather economic challenges without significant impacts to City services. This has been accomplished in large part due to the City Council's fiscal discipline and focus on living within its recurring revenue.

Acknowledgements

Undoubtedly, the preparation of this budget would not be possible without the dedication and commitment of the City's leadership team. To each of them, I extend my thanks and appreciation for their hard work, dedication, and "can do" approach as we developed this budget. Special thanks also go to our Finance Director, Celeste Reid, who worked tirelessly to prepare all the schedules in this document and kept us on track to deliver the budget on time. My thanks also go out to Alannah Figueroa, our multi-talented Accounting Technician, who did the design work for this document which, in my humble opinion, turned out amazing. I continue to be impressed every day by Team Calimesa.

I would also like to extend a special "thank you" to the members of the Finance Committee, consisting of Mayor Bill Davis and Councilmember Jeff Cervantez. Their input, support, and guidance were invaluable during the budget preparation process.

Finally, I would like to express my appreciation to all the members of the City Council for your confidence in, and unwavering support of, the City team as well as your policy direction in this budget process. This document reflects the direction and suggestions you offered, as well as the sincere compassion you have for this community.

Sincerely,



Will Kolbow
City Manager

General Fund Revenue & Appropriations Summaries Adoption

This page intentionally left blank



**City of Calimesa
General Fund Summary**

	Actuals Fiscal Year 2020-21	Actuals Fiscal Year 2021-22	Amended Budget Fiscal Year 2022-23	Projected Actuals Fiscal Year 2022-23	Adopted Fiscal Year 2023-24
Revenue					
Taxes	\$ 4,679,146	\$ 5,497,214	\$ 5,583,000	\$ 5,925,000	\$ 6,014,800
Franchise Fees	500,737	521,780	521,000	559,333	557,000
Intergovernmental Revenues	1,266,493	1,435,249	1,542,230	1,551,400	1,512,800
Fines & Forfeitures	12,188	24,294	25,650	41,850	25,150
Building & Safety	957,858	404,276	348,100	244,100	449,500
Use of Money & Property	91,702	82,830	78,176	142,876	92,450
Charges for Services - Planning & Engineering	275,606	224,458	659,400	657,100	246,050
Charges for Services	863,047	972,066	2,602,815	2,598,815	1,127,500
Licenses & Permits	66,030	55,633	431,102	432,802	46,350
Other Revenue	256,564	30,000	8,000	-	-
Total Revenue	8,969,371	9,247,801	11,799,473	12,153,276	10,071,600
Expenditures					
City Council	55,178	60,429	79,370	71,870	77,955
City Manager	302,942	313,968	772,727	771,327	390,509
City Clerk - General Operations	120,320	99,312	108,699	99,821	158,699
City Clerk - Mobile Home Rent Control	10,117	10,627	23,387	13,387	24,255
City Clerk - Human Resources	72,462	73,210	89,053	89,053	78,906
City Clerk - Risk Management	169,533	193,865	225,500	205,357	218,401
City Attorney	110,413	159,613	185,000	215,000	185,000
Finance	174,081	273,860	385,736	385,711	409,631
Information Technology	142,183	201,505	245,463	222,823	217,032
Comm Dev - Planning, Building & Safety, Code	831,952	705,994	1,137,936	1,085,536	884,490
Engineering	52,649	41,850	107,281	82,281	85,964
Citizens On Patrol	463	1,029	4,850	4,850	4,850
Police Department	1,955,695	2,314,205	2,456,219	2,456,219	2,504,012
Animal Control	40,000	48,289	48,289	48,289	61,000
Fire Department - Operations	2,086,104	2,261,475	3,012,195	3,012,195	3,158,861
Fire Department - Capital (Fire Truck & FD Pavement)	-	-	2,300,000	2,300,000	-
Community Services - Senior Center	154,586	112,482	164,175	161,250	160,493
Public Works Department	427,234	395,278	639,132	619,555	484,811
Non-Departmental	274,410	127,312	149,283	149,283	161,830
Total Expenditures	6,980,322	7,394,303	12,134,295	11,993,807	9,266,699
Net Change in Fund Balance Before Transfers	\$ 1,989,048	\$ 1,853,497	\$ (334,822)	\$ 159,469	\$ 804,901
Beginning Fund Balance	5,412,894	7,237,942	8,999,591	8,999,591	8,045,354
Transfers Out (One-Time)					
Capital Projects Fund (16)	-	-	1,000,000	1,000,000	1,175,000
Capital Projects Fund ADA Improvements (20)	5,000	5,000	5,000	5,000	5,000
Other Funds	94,000	1,849	23,705	23,705	-
Landscape, Lighting & Maintenance District (28)	65,000	85,000	85,000	85,000	85,000
Vehicles - New and Replacement (75)	-	-	-	-	750,000
Information Technology - New and Replacement (76)	-	-	-	-	193,900
Total	164,000	91,849	1,113,705	1,113,705	2,208,900
Ending Fund Balance	7,237,942	8,999,591	7,551,064	8,045,354	6,641,356
Council Approved Reserves	2,500,513	2,562,823	3,197,578	3,392,832	3,243,344
Reserve for Pavement Management	-	1,000,000	-	-	-
Reserve for Parks and Trails	-	-	-	-	75,000
Reserve for Compensated Absences	-	160,000	160,000	-	-
Net Unreserved Fund Balance	\$ 4,737,429	\$ 5,276,768	\$ 4,193,486	\$ 4,652,522	\$ 3,323,011

This page intentionally left blank





**City of Calimesa
Revenue Summary - General Fund
Fiscal Year 2023-24**

Revenue	Actuals Fiscal Year 2020-21	Actuals Fiscal Year 2021-22	Amended Budget Fiscal Year 2022-23	Projected Actuals Fiscal Year 2022-23	Adopted Fiscal Year 2023-24
Taxes					
Property Tax	\$ 1,042,437	\$ 1,196,379	\$ 1,316,000	\$ 1,316,000	\$ 1,342,000
Property Transfer Tax	144,423	131,105	35,000	35,000	32,000
Transient Occupancy Tax	86,990	95,675	72,000	72,000	85,000
Sales Tax	1,173,073	1,491,164	1,320,000	1,662,000	1,659,000
Fire District Property Tax	2,232,223	2,582,891	2,840,000	2,840,000	2,896,800
Total Taxes	4,679,146	5,497,214	5,583,000	5,925,000	6,014,800
Franchise Fees					
So Cal Edison	91,599	104,643	105,000	129,571	129,000
Gas Company	29,503	36,013	31,000	41,762	40,000
CR&R Sanitation	269,809	268,286	280,000	280,000	280,000
Charter Communications	89,086	96,101	92,000	95,000	95,000
Verizon/Frontier	20,740	16,737	13,000	13,000	13,000
Total Franchise Fees	500,737	521,780	521,000	559,333	557,000
Intergovernmental Revenues					
Waste Management	1,793	1,688	1,800	1,800	1,800
Other Govtl Revenues	6,512	91,276	66,430	70,000	8,000
Beaumont Bldg Permit	5,500	29,400	20,000	25,600	20,000
Vehicle License Fees (VLF)	1,137,502	1,312,885	1,454,000	1,454,000	1,483,000
CARES Act. COVID Grant	115,186	-	-	-	-
Total Intergovernmental	1,266,493	1,435,249	1,542,230	1,551,400	1,512,800
Fines & Forfeitures					
Parking/Registration	4,693	11,904	8,000	11,000	7,000
Admin Citations	4,620	9,840	8,000	8,000	8,000
Vehicle Impound Cost Recovery	2,375	2,250	2,500	2,500	2,500
EMSA Penalties	-	-	7,000	20,200	7,500
Building Abatement	500	300	150	150	150
Abandoned Vehicle Fees	-	-	-	-	-
Total Fines & Forfeitures	12,188	24,294	25,650	41,850	25,150
Building & Safety					
Building Permits	899,220	357,658	325,000	225,000	437,000
Building Permit Admin Fee	45,938	27,839	17,500	13,500	7,200
(pass thru) Green Fee	270	99	600	600	300
Weed Abatement	12,430	18,680	5,000	5,000	5,000
Total Building & Safety	\$ 957,858	404,276	\$ 348,100	\$ 244,100	\$ 449,500
Use of Money & Property					
T-Mobile Rent	\$ 34,187	35,555	\$ 36,976	\$ 36,976	\$ 38,450
Facility Rental	2,400	2,400	2,400	2,400	1,200
Microfilming Fees	11,353	3,485	2,000	2,000	2,000
Passport Applications	-	2,766	-	-	-
Sales of Copies	1,351	1,557	800	1,500	800
Interest Income	42,411	37,066	36,000	100,000	50,000
Total Use of Money & Property	91,702	\$ 82,830	78,176	142,876	92,450



**City of Calimesa
Revenue Summary - General Fund
Fiscal Year 2023-24**

Revenue	Actuals Fiscal Year 2020-21	Actuals Fiscal Year 2021-22	Amended Budget Fiscal Year 2022-23	Projected Actuals Fiscal Year 2022-23	Adopted Fiscal Year 2023-24
Charges for Services - Planning & Engineering					
Encroachment Permits	12,714	12,214	12,000	6,000	6,000
Mitigation Fees	294	148	800	1,000	250
Planning Fees	955	245	-	-	-
Plan Check Fees	50,588	86,389	400,000	400,000	121,700
Development Plan Review	8,825	5,810	7,000	15,000	5,000
Second Unit	-	830	-	-	-
Grading Fees	6,785	2,400	3,000	3,000	2,500
Temporary Use Permit	-	1,655	100	100	100
General Plan Maintenance Fee	72,660	26,261	22,000	16,000	15,000
Zoning Review	-	1,225	-	-	-
Technology Surcharge	21,951	7,936	5,000	3,000	3,000
Fire Prevention Fees	70,664	47,229	180,000	180,000	63,000
Mobile Home Registration Fee	30,170	32,116	29,500	33,000	29,500
Total Planning & Engineering Charges	275,606	224,458	659,400	657,100	246,050
Charges for Services					
Public Services CFD cost contribution	315,000	650,000	700,000	700,000	975,000
Administrative Fee (projects, applications)	68,137	63,933	40,000	40,000	40,000
Miscellaneous	78,689	15,908	50,000	46,000	15,000
Development Agreement Fee	392,301	234,133	1,805,315	1,805,315	90,000
Credit Card Fees	8,920	8,092	7,500	7,500	7,500
Total Charges for Services	863,047	972,066	2,602,815	2,598,815	1,127,500
Licenses & Permits					
Business License	25,559	30,895	23,000	23,000	21,000
Business License - New - Inspections	3,387	2,464	2,800	2,800	5,000
Business License - New Application Review	3,360	2,560	2,400	2,400	2,400
Business License - Annual Fire Inspection	10,010	10,934	8,500	8,500	13,000
Home Occupation Permits	3,078	2,394	1,200	1,900	1,200
Wide Load Permits	346	538	202	202	250
Recycle Deposit	17,735	1,238	392,000	392,000	2,000
Sign Applications	2,555	4,611	1,000	2,000	1,500
Total Licenses & Permits	66,030	55,633	431,102	432,802	46,350
Other Revenue					
Reimbursements	77,564	-	-	-	-
Community Benefit Charge	179,000	30,000	8,000	-	-
Total for Misc Revenue	256,564	30,000	8,000	-	-
GENERAL FUND TOTAL	\$ 8,969,371	\$ 9,247,801	\$ 11,799,473	\$ 12,153,276	\$ 10,071,600

City of Calimesa Expenditures by Department Fiscal Year 2023-24

	Actuals Fiscal Year 2020-21	Actuals Fiscal Year 2021-22	Amended Budget Fiscal Year 2022-23	Projected Actuals Fiscal Year 2022-23	Adopted Fiscal Year 2023-24
1100 City Council	\$ 55,178	\$ 60,429	\$ 79,370	\$ 71,870	\$ 77,955
1200 City Manager	302,942	313,968	772,727	771,327	390,509
1300 City Clerk - General Operations	120,320	99,312	108,699	99,821	158,699
1310 City Clerk - Mobile Home Rent Control	10,117	10,627	23,387	13,387	24,255
1320 City Clerk - Human Resources	72,462	73,210	89,053	89,053	78,906
1330 City Clerk - Risk Management	169,533	193,865	225,500	205,357	218,401
1400 City Attorney	110,413	159,613	185,000	215,000	185,000
2000 Finance	174,081	273,860	385,736	385,711	409,631
2100 Information Technology	142,183	201,505	245,463	222,823	217,032
3000 Comm Dev-Planning, Build. & Safety, Code	831,952	705,994	1,137,936	1,085,536	884,490
3300 Engineering	52,649	41,850	107,281	82,281	85,964
4000 Citizens On Patrol	463	1,029	4,850	4,850	4,850
4100 Police	1,955,695	2,314,205	2,456,219	2,456,219	2,504,012
4200 Animal Control	40,000	48,289	48,289	48,289	61,000
4300 Fire Department	2,086,104	2,261,475	5,312,195	5,312,195	3,158,861
4900 Community Services - Senior Center	154,586	112,482	164,175	161,250	160,493
5100 Public Works Department	427,234	395,278	639,132	619,555	484,811
8100 Non-Departmental	274,410	127,312	149,283	149,283	161,830
Total Operating and Maintenance	\$ 6,980,322	\$ 7,394,303	\$ 12,134,295	\$ 11,993,807	\$ 9,266,699
Total Transfers Out	\$ 164,000	\$ 91,849	\$ 1,113,705	\$ 1,113,705	\$ 2,208,900
Total General Fund	\$ 7,144,322	\$ 7,486,152	\$ 13,248,000	\$ 13,107,512	\$ 11,475,599

This page intentionally left blank

City Council Program Overview



Program Description and Purpose

The City Council serves as the primary policy-making and legislative body of the City. The Council meets every first and third Monday of the month. Special study sessions may be scheduled periodically, and additional meetings are called when necessary. The City Council reviews and discusses proposed recommendations, which result in the implementation of the Council's adopted strategies and the City's Mission Statement. The Council holds public hearings to solicit public comment, petitions and complaints. The City Council appoints commission and committee members and establishes ad hoc committees as needed. The City Council adopts the City's annual operating budget and capital improvement program. In 2020, the City Council adopted its first five-year Strategic Plan. The Strategic Plan helps guide staff on City Council priorities. The policies and directives of the City Council are implemented by the City Manager through the City Staff.

This division accounts for the general legislative expenditures for the City Council. Primary expenditures include five Council Member salaries for attendance at City meetings. Additional expenditures include federal lobbyist contract, attendance at conferences and governmental organization memberships.

The City Council also serves as the Successor Agency Board to the former Calimesa Redevelopment Agency.

This page intentionally left blank



City of Calimesa
City Council
Fiscal Year 2023-24

	Actuals Fiscal Year 2020-21	Actuals Fiscal Year 2021-22	Amended Budget Fiscal Year 2022-23	Projected Actuals Fiscal Year 2022-23	Adopted Fiscal Year 2023-24
Fund 01 - General Fund					
Dept 1100					
PERSONNEL COSTS					
6010 Salaries	\$ 17,850	\$ 18,000	\$ 18,000	\$ 18,000	\$ 18,000
6220 Insurance Benefits	-	-	7,500	-	5,000
6400 Benefits	1,719	2,075	1,670	1,670	2,205
	19,569	20,075	27,170	19,670	25,205
OPERATIONS & MAINTENANCE					
7210 Professional Services	20,000	20,000	20,800	20,800	20,800
7420 Communications	2,814	2,773	3,500	3,500	3,500
7585 Travel/Training & Conferences	2,125	1,326	7,700	7,700	10,700
7590 Meeting & Mileage Reimb.	15	33	3,550	3,550	550
7650 Dues & Memberships	10,655	16,222	16,650	16,650	17,200
	35,609	40,354	52,200	52,200	52,750
Total City Council	\$ 55,178	\$ 60,429	\$ 79,370	\$ 71,870	\$ 77,955



City of Calimesa
City Council
Fiscal Year 2023-24

Fund 01 - General Fund			
Dept 1100			
7210	Professional Services		
	Turch & Associates - Federal Lobbyist	\$	20,000
	Council Portrait		800
			20,800
7420	Communication		
	Cell Phone 55/mo @ 5		3,300
	Misc Phone/accessories		200
			3,500
7585	Travel & Training		
	\$2,140 @ 5 Council Members		10,700
7590	Meeting/Mileage Reimbursement		
	Pass Area Mayors/Managers Monthly Breakfast		300
	T-Now lunch - host 2 per year		250
			550
7650	Dues and Memberships		
	Riverside County - LAFCO		2,000
	League of Ca. Cities - Riverside		100
	League of Ca. Cities - State		6,550
	WRCOG - Clean Cities		1,850
	WRCOG - Membership dues		1,450
	WRCOG - Solid Waste		3,050
	SCAG		1,450
	San Gorgonio Pass Water Task Alliance		750
			17,200
Totals		\$	52,750

City Manager Program Overview



Program Description and Purpose

The City Manager is appointed by the City Council to be the administrative head of the municipal government operations. As the administrative head, he supervises and coordinates the activities of the various City departments. The five primary responsibilities of the City Manager include:

1. Identifying problems/issues in key areas of interest relating to the City.
2. Formulating appropriate solutions and making policy recommendations to the City Council.
3. Encouraging responsible public and employee participation in the governmental process.
4. Represent the City at the local, regional, State and national level through membership and participation in a variety of organizations.
5. Serve as Director of Emergency Services during times of declared emergencies and Emergency Operation Center (EOC) activities and activations.

FY 2023-2024 Goals and Objectives

- Work with Oak Valley Partners to attract quality retail tenants to the planned Oak Valley Town Center.
- Work with the City Council to continue implementation of City's strategic plan goals.
- Engage the public with various communication strategies, including social media, workshops, and podcasts.
- Work with Engineering, Public Works, and Finance to establish a comprehensive five-year Capital Improvement Program, including planning for facility improvements and vehicle replacement.
- Update the City's Reserve Policy to establish policy limits for the newly established Capital Projects Fund, Vehicle Replacement Fund, and Information Technology Replacement Fund.
- Collaborate with other agencies to establish recreational programs within the City.

This page intentionally left blank



City of Calimesa
 City Manager
 Fiscal Year 2023-24

	Actuals Fiscal Year 2020-21	Actuals Fiscal Year 2021-22	Amended Budget Fiscal Year 2022-23	Projected Actuals Fiscal Year 2022-23	Adopted Fiscal Year 2023-24
Fund 01 - General Fund					
Dept 1200					
PERSONNEL COSTS					
6010 Salaries	\$ 176,591	\$ 186,925	\$ 559,798	\$ 559,798	\$ 274,180
6221 Management Incentive Pay	11,087	9,216	9,171	9,171	14,560
6400 Benefits	47,374	52,986	102,618	102,618	96,629
	235,052	249,127	671,587	671,587	385,369
OPERATIONS & MAINTENANCE					
7210 Professional Services	66,000	63,250	96,000	96,000	-
7420 Communications	490	486	1,240	1,240	600
7585 Travel/Training & Conferences	-	(430)	2,000	1,000	2,640
7590 Meeting & Mileage Reimb.	-	25	500	100	500
7650 Dues & Memberships	1,400	1,510	1,400	1,400	1,400
	67,890	64,841	101,140	99,740	5,140
Total City Manager	\$ 302,942	\$ 313,968	\$ 772,727	\$ 771,327	\$ 390,509

Staff Allocations:

City Manager	1.00
Deputy City Manager/City Clerk	0.10
Exec Asst/Deputy City Clerk	0.20
Administrative Assistant I	0.20
Administrative Assistant I	0.20
Total FTE	1.70



City of Calimesa
 City Manager
 Fiscal Year 2023-24

Fund	01 - General Fund		
Dept	1200		
7210	Professional Services	\$	-
7420	Communication Cell Phone \$50 per month		600
			600
7585	Travel & Training League of CA Cities Conference League of CA Cities City Managers Conference League of CA Cities City Managers Exec. Committee		880 880 880
			2,640
7590	Meeting/Mileage Reimbursement League of CA Cities Other Meetings		400 100
			500
7650	Dues and Memberships		1,400
Totals		\$	5,140

City Clerk/Human Resources & Risk Management Program Overview



Program Description and Purpose

The City Clerk is an appointed position whose primary responsibility is the management of all official City records. Responsibilities include all municipal records, records management, Council agendas and minutes, Commission minutes and agendas, municipal elections, legal public notices, maintenance of the Municipal Code and administrative policy manual, Fair Political Practices Commission filings, Conflict of Interests review, Ethics Training, supplying records and providing information to City Council, departments and the public, passports, bingo license and Mobile Home Rent Stabilization. The Clerk also serves as Secretary for the City's Successor Agency to the Calimesa Redevelopment Agency.

The City Clerk has oversight roles for the Human Resources and Risk Management Functions and is responsible for employee retention, training, recruitment, benefits (health related insurances and vacation/medical leaves), grievances, and maintenance of personnel policies and procedures. Furthermore, for the Risk Management functions, the City Clerk is responsible for Workers Compensation, Liability, and Property Insurances.

FY 2023-2024 Goals and Objectives

- Update the City-Wide Records Retention Schedule from the 1999 adopted version.
- Perform the first ever destruction of city records pursuant to the City's records retention schedule.
- Implement Supplement No. 11 of the Calimesa Municipal Code.
- Complete updated policies, procedures, forms and processes for the Fire Department with APTrition.(Grant monies from CIRA).
- Implement electronic FPPC required filings with Granicus for elected officials, staff, and City Commissioners.

FY 2022-2023 Accomplishments

- Implemented Supplement No. 10 of the Calimesa Municipal Code.
- Completed the required Bi-Annual review of the City's Conflict of Interest Code in October 2022.
- Successfully held a General Municipal City Council election consolidating with the Riverside County Registrar of Voters in November 2022 for two City Council Seats.
- Successfully held a swearing in and outgoing Council and Commissioner Appreciation Ceremony at a City Council meeting in December 2022.
- Participated as a designated vote-by-mail ballot drop off location with a ballot box provided by the County of Riverside Registrar of Voters for the November General Election.
- Participated as a designated Voting Assistance Center location with services provided for 4 days by the County of Riverside Registrar of Voters for the November General Election.
- Maintained Compliance of the required AB1234 Ethics Training.
- Maintained Compliance of the required Sexual harassment Training.

This page intentionally left blank





City of Calimesa
 City Clerk General Operations and Mobile Home Rent
 Fiscal Year 2023-24

	Actuals Fiscal Year 2020-21	Actuals Fiscal Year 2021-22	Amended Budget Fiscal Year 2022-23	Projected Actuals Fiscal Year 2022-23	Adopted Fiscal Year 2023-24
City Clerk - General Ops/Functions					
Fund 01 - General Fund					
Dept 1300					
PERSONNEL COSTS					
6010 Salaries	\$ 74,859	\$ 78,493	\$ 58,947	\$ 58,947	\$ 94,447
6400 Benefits	22,024	23,463	20,871	20,871	35,372
	96,883	101,956	79,818	79,818	129,819
OPERATIONS & MAINTENANCE					
7210 Professional Services	1,334	1,525	3,880	3,880	4,150
7230 Other Contract Services	5,492	5,408	7,500	7,500	28,990
7550 Advertising	4,466	5,831	5,000	5,000	5,000
7585 Travel & Training	704	146	3,800	3,800	2,500
7590 Meeting & Mileage Reimb.	-	-	150	150	150
7650 Dues & Memberships	265	575	375	375	385
7725 Minor Equipment	7,039	843	2,000	2,300	1,000
7735 Special Supplies	1,543	772	500	1,240	500
7760 Elections	15,484	-	12,200	2,282	-
7770 Miscellaneous	-	54	-	-	-
	36,327	15,154	35,405	26,527	42,675
Total General Functions	133,210	117,110	115,223	106,345	172,494
7100 Less: Cost Allocation	12,890	17,798	6,524	6,524	13,795
Net General Functions	\$ 120,320	\$ 99,312	\$ 108,699	\$ 99,821	\$ 158,699

Staff Allocations:

Deputy City Manager/City Clerk	0.27
Exec Asst/Deputy City Clerk	0.39
Administrative Assistant 1 (2)	0.40
Total FTE	1.06

Mobile Home Rent Control

Fund 01 - General Fund
Dept 1310

PERSONNEL COSTS

6010 Salaries	\$ 7,601	\$ 7,999	\$ 9,697	\$ 9,697	\$ 10,146
6400 Benefits	2,516	2,628	3,690	3,690	4,109
	10,117	10,627	13,387	13,387	14,255

OPERATIONS & MAINTENANCE

7215 Legal Services	-	-	10,000	-	10,000
	-	-	10,000	-	10,000
Total Mobile Home Rent Control	\$ 10,117	\$ 10,627	\$ 23,387	\$ 13,387	\$ 24,255

Staff Allocations:

Deputy City Manager/City Clerk	0.03
Exec Asst/Deputy City Clerk	0.02
Administrative Assistant I (2)	0.08
Total FTE	0.13

City of Calimesa
 City Clerk General Operations and Mobile Home Rent
 Fiscal Year 2023-24

Fund 01 - General Fund
Dept 1300 - General Operations

7210	Professional Services	
	Adobe Pro	\$ -
	Muni Code Web Host	650
	Muni Code Update	3,500
		4,150
7230	Other Contract Services	
	Annual Records Storage & Destruction Costs	20,000
	Granicus FPPC Electronic Filing	3,500
	Restream Inc.	490
	Archive Social - Social Media Records Mgmt.	5,000
		28,990
7550	Advertising	
	News Mirror/Press Enterprise - Citywide	5,000
7585	Travel & Training	
	Clerks Conference/Annual Election Law	2,500
7590	Meeting/Mileage Reimbursement	
	SoCal Clerks Association Meetings	150
7650	Dues & Memberships	
	CA City Clerk Assoc. Membership	200
	International Institute Municipal Clerk	185
		385
7725	Minor Equipment	
	Audio and Streaming Incidentals	1,000
7735	Special Supplies	
	Plaques/Proclamation Supplies	500
7760	Elections	-
Totals		\$ 42,675
Fund 01 - General Fund		
Dept 1310 - Mobile Home Rent Control		
7215	Legal Services	
	Mobile Home Rent Stabilization	10,000
Totals		\$ 10,000



City of Calimesa
City Clerk Human Resources and Risk Management
Fiscal Year 2023-24

	Actuals Fiscal Year 2020-21	Actuals Fiscal Year 2021-22	Amended Budget Fiscal Year 2022-23	Projected Actuals Fiscal Year 2022-23	Adopted Fiscal Year 2023-24
Human Resources					
Fund 01 - General Fund					
Dept 1320					

PERSONNEL COSTS

6010 Salaries	\$ 51,713	\$ 54,179	\$ 58,902	\$ 58,902	\$ 49,941
6400 Benefits	15,427	16,385	19,525	19,525	19,159
	67,140	70,564	78,427	78,427	69,100

OPERATIONS & MAINTENANCE

6215 PERS Retiree Health	699	-	-	-	-
7210 Professional Services	7,513	7,273	8,700	8,700	8,700
7585 Travel & Training	200	74	1,000	1,000	500
7590 Meeting & Mileage Reimb.	-	-	100	100	100
7650 Dues and Memberships	330	111	400	400	400
7770 Miscellaneous	2,887	3,738	5,000	5,000	5,000
	11,629	11,196	15,200	15,200	14,700
Total Human Resources	78,769	81,760	93,627	93,627	83,800
7100 Less: Cost Allocation	6,307	8,550	4,574	4,574	4,894
Net Human Resources	\$ 72,462	\$ 73,210	\$ 89,053	\$ 89,053	\$ 78,906

Staff Allocations:

Deputy City Manager/City Clerk	0.20
Sr. Administrative Assistant	0.09
Administrative Assistant I (2)	0.20
Total FTE	0.49

Risk Management

Fund: 01 - General Fund
Dept: 1330

PERSONNEL COSTS

6010 Salaries	\$ 41,370	\$ 43,502	\$ 48,225	\$ 48,225	\$ 50,741
6400 Benefits	12,674	13,421	16,433	16,433	19,409
	54,044	56,923	64,658	64,658	70,150

OPERATIONS & MAINTENANCE

7210 Professional Services	942	5,166	7,000	7,000	7,000
7510 Workers Compensation	30,854	35,197	34,935	30,200	33,000
7511 Property Insurance Premium	14,035	14,266	15,000	14,450	15,000
7513 Fidelity Bond/Crime Insurance	827	-	5,987	5,100	6,047
7514 Liability Insurance	79,491	85,035	103,271	93,700	95,000
7516 Pollution Coverage	107	339	610	510	610
7585 Travel/Training	-	386	5,300	1,000	5,300
	126,256	140,389	172,103	151,960	161,957
Total Risk Management	180,300	197,312	236,761	216,618	232,107
7100 Less: Cost Allocation	10,767	3,447	11,261	11,261	13,706
Net Risk Management	\$ 169,533	\$ 193,865	\$ 225,500	\$ 205,357	\$ 218,401

Staff Allocations:

Deputy City Manager/City Clerk	0.20
Exec Asst/Deputy City Clerk	0.10
Administrative Assistant I (2)	0.20
Total FTE	0.50

City of Calimesa
City Clerk Human Resources and Risk Management
Fiscal Year 2023-24

Fund 01 - General Fund
Dept 1320 - Human Resources

7210	ERISA and COBRA annual compliance and reporting Employee Assistance Program	\$ 1,500 7,200	8,700
7585	Travel & Training		500
7590	Meetings/Mileage Reimbursement		100
7650	Dues and Memberships		400
7770	Miscellaneous Recruitments costs, Advertising		5,000

Totals \$ 14,700

Fund 01 - General Fund
Dept 1330 - Risk Management

7210	Professional Services Liebert, Cassidy, Whitmore - Legal Consulting Exam Professionals - Pre Employment Physicals, etc.	4,000 3,000	7,000
7510	Workers Compensation Workers Compensation Insurance		33,000
7511	Property Insurance City Property Insurance		15,000
7513	Crime Insurance Cyber Liability Deadly Weapons Crime Bond Premium	5,058 60 929	6,047
7514	Liability Insurance Liability Premium Termination Benefit Premium	88,000 7,000	95,000
7516	Pollution Insurance	610	
7585	Travel & Training Target Solutions - CIRA & Other EOC and Public Information Officer training	3,800 1,500	5,300

Totals \$ 161,957

City of Calimesa City Clerk Summary Fiscal Year 2023-24

	Actuals Fiscal Year 2020-21	Actuals Fiscal Year 2021-22	Amended Budget Fiscal Year 2022-23	Projected Actuals Fiscal Year 2022-23	Adopted Fiscal Year 2023-24
Summary - All City Clerk Departments					
Fund 01 - General Fund					
Dept 1300-1330					
PERSONNEL COSTS					
6010 Salaries	\$ 175,543	\$ 184,173	\$ 175,771	\$ 175,771	\$ 205,276
6400 Benefits	52,641	55,897	60,519	60,519	78,048
	228,184	240,070	236,290	236,290	283,324
OPERATIONS & MAINTENANCE					
6215 PERS Retiree Health	699	-	-	-	-
7210 Professional Services	9,789	13,964	19,580	19,580	19,850
7215 Legal Services	-	-	10,000	-	10,000
7230 Other Contract Services	5,492	5,408	7,500	7,500	28,990
7510 Workers Compensation	30,854	35,197	34,935	30,200	33,000
7511 Property Insurance Premium	14,035	14,266	15,000	14,450	15,000
7513 Fidelity Bond/Crime Insurance	827	-	5,987	5,100	6,047
7514 Liability Insurance	79,491	85,035	103,271	93,700	95,000
7516 Pollution Insurance	107	339	610	510	610
7550 Advertising	4,466	5,831	5,000	5,000	5,000
7585 Travel/Training	904	606	10,100	5,800	8,300
7590 Meeting & Mileage Reimb.	-	-	250	250	250
7650 Dues & Memberships	595	686	775	775	785
7725 Minor Equipment	7,039	843	2,000	2,300	1,000
7735 Special Supplies	1,543	772	500	1,240	500
7760 Elections	15,484	-	12,200	2,282	-
7770 Miscellaneous	2,887	3,792	5,000	5,000	5,000
	174,212	166,739	232,708	193,687	229,332
Total City Clerk	402,396	406,809	468,998	429,977	512,656
7100 Less: Cost Allocation	29,964	29,795	29,630	29,630	32,395
Net City Clerk	\$ 372,432	\$ 377,014	\$ 439,368	\$ 400,347	\$ 480,261

Staff Allocations:

Deputy City Manager/City Clerk	0.70
Exec Asst/Deputy City Clerk	0.60
Administrative Assistant I (2)	0.88
Total FTE	2.18

This page intentionally left blank

City Attorney Program Overview



Program Description and Purpose

The City Attorney's office represents the City Council and City staff in matters of law pertaining to their offices, and represents and appears on behalf of the City and its officers in all civil actions and proceedings. In addition to attending all regular City Council meetings, Successor Agency meetings, and other meetings as required, the City Attorney prepares and/or reviews necessary legal documents such as contracts, deeds, ordinances, and resolutions, and performs legal research and prepares opinions. The City Attorney for the City is appointed by the City Council on a contractual basis.

FY 2023-2024 Goals and Objectives

- Continue to provide effective legal services to all City officers, departments, agencies, boards and commissions.
- Continue to reduce liability exposure through timely advice.
- Continue code enforcement efforts.
- Review all resolutions/ordinances.
- Respond to typical inquiries within 24 hours.
- Attend all City Council and Successor Agency meetings.

This page intentionally left blank



City of Calimesa
 City Attorney
 Fiscal Year 2023-24

	Actuals Fiscal Year 2020-21	Actuals Fiscal Year 2021-22	Amended Budget Fiscal Year 2022-23	Projected Actuals Fiscal Year 2022-23	Adopted Fiscal Year 2023-24
Fund 01 - General Fund					
Dept 1400					
PERSONNEL COSTS					
6010 Salaries	\$ -	\$ -	\$ -	\$ -	\$ -
6400 Benefits	-	-	-	-	-
OPERATIONS & MAINTENANCE					
7215 Legal Services - General	110,413	154,539	125,000	155,000	125,000
7216 Legal Services - Special	-	-	20,000	20,000	20,000
7217 Legal Services - Litigation	-	5,074	40,000	40,000	40,000
	110,413	159,613	185,000	215,000	185,000
Total City Attorney	\$ 110,413	\$ 159,613	\$ 185,000	\$ 215,000	\$ 185,000



City of Calimesa
 City Attorney
 Fiscal Year 2023-24

Fund 01 - General Fund
 Dept 1400

7215	Legal Services - General	\$	125,000
7216	Legal Services - Special		20,000
7217	Legal Services - Litigation		40,000
Totals		\$	185,000

Finance Department Program Overview



Program Description and Purpose

The Finance Department is responsible for the City of Calimesa's financial management. Financial management includes financial accounting, financial planning, cash management and forecasting, budgeting, payroll processing, capital project accounting, grant accounting and reporting, revenue recognition, expenditure reporting, purchasing, accounts payable, and debt administration. The Finance Department supports reasonable accounting procedures and internal controls to ensure financial information is reliable and safeguarding of the City's assets. The Finance Department provides financial reports and information to the public and completes required filings with several governmental agencies. The financial reports include the Annual City Budget, Mid-Year Budget Review, Monthly Treasurer's Report, Annual Report of Financial Transactions to the State Controller, Annual Report of Street and Road Expenditures, Annual Audit Report and Financial Statements, and Reports of Agreed Upon Procedures for Measure A and MSHCP funds. The Finance Department is responsible for payroll tax filings including quarterly and annual payroll tax reports, annual W2 forms and 1099 tax filing forms. The Finance Department oversees the City's decentralized purchasing system, reviews purchase requisitions, and provides training to departmental staff on the proper methods of purchasing goods and service in accordance with the City's purchasing ordinance and related policies. The Finance Department provides the City Council and City management with information necessary to make sound financial decisions.

FY 2023-2024 Goals and Objectives

- Engage and work with consultant for the Cost Allocation Plan and User Fee Study
- Automate and streamline Payroll Time and Attendance reporting
- Implement Accounts Receivable software module to enhance efficiency and reporting
- Hire Senior Accountant position and ensure comprehensive cross training of financial management

FY 2022-2023 Accomplishments

- Implemented accounting software modules for Business Licenses and Purchase Orders to enhance efficiency and reporting.
- Updated the City's Investment Policy and monthly Treasurer's Report to support the best practice methods of reporting and meet all regulatory and legal requirements.
- Implemented a Procurement Card management system and written policy to support enhanced internal controls.
- Updated fee agreements with the City's banking institution for credit card services and bank fees for reduced and favorable rates.
- Completed requests for proposals and selections of Professional Services for a Cost Allocation Plan and User Fee Study Services and Professional Audit Services.

This page intentionally left blank



City of Calimesa
Finance
Fiscal Year 2023-24

	Actuals Fiscal Year 2020-21	Actuals Fiscal Year 2021-22	Amended Budget Fiscal Year 2022-23	Projected Actuals Fiscal Year 2022-23	Adopted Fiscal Year 2023-24
Fund 01 - General Fund Dept 2000					
PERSONNEL COSTS					
6010 Salaries	\$ 104,514	\$ 195,775	\$ 214,800	\$ 214,800	\$ 306,717
6221 Management Incentive Pay	652	1,317	1,310	1,310	-
6400 Benefits	39,096	59,247	64,050	64,050	86,856
	144,262	256,339	280,160	280,160	393,573
OPERATIONS & MAINTENANCE					
7210 Professional Services	78,576	68,970	118,160	118,160	58,300
7230 Other Contract Services	4,444	4,649	14,538	14,498	9,750
7420 Communications	-	434	420	420	540
7585 Travel/Training & Conferences	550	1,824	3,000	3,000	4,000
7650 Dues & Memberships	110	397	395	410	445
7725 Minor Equipment	-	-	350	350	500
7735 Special Supplies	705	-	825	825	950
	84,385	76,274	137,688	137,663	74,485
Total Finance	228,647	332,613	417,848	417,823	468,058
7100 Less: Cost Allocation	54,566	58,753	32,112	32,112	58,427
Net Finance	\$ 174,081	\$ 273,860	\$ 385,736	\$ 385,711	\$ 409,631

Staff Allocations:

Finance Director	1.00
Senior Accountant	1.00
Accountant	0.85
Exec Asst/Deputy City Clerk	0.10
Administrative Assistant I (2)	0.32
Total FTE	3.27



City of Calimesa
Finance
Fiscal Year 2023-24

Fund 01 - General Fund
Dept 2000

7210	Professional Services	
	HDL-Sales Tax	\$ 7,000
	HDL-Property Tax	10,300
	Contract Financial Services	-
	Annual Audit	40,000
	GASB CalPERS Report	1,000
		58,300
7230	Other Contract Services	
	Adobe Pro - 2 @ \$400	800
	Software for Design Documents	250
	ADP Time & Attendance Module	1,700
	FundBalance Annual Maintenance	7,000
		9,750
7420	Communications	
	Cell phone \$45 @ 12 months	540
7585	Travel & Training	4,000
7650	Dues and Memberships	
	CSMFO	120
	CMTA	100
	GFOA	225
		445
7725	Minor Equipment	
	Office Equipment	500
7735	Special Supplies	
	Budget Supplies/Storage Boxes	200
	Annual Tax Forms	150
	Check & Business License Stock	600
		950
Total		\$ 74,485

Information Technology Program Overview



Program Description and Purpose

The Information Technology Department is responsible for the effective utilization of information technology throughout the City and for implementation of information systems planning consistent with the City's business needs. Functional areas of responsibility include all computer systems, midrange and microcomputers, electronic communications, and computer training for City employees.

FY 2023-2024 Goals and Objectives

- Replacement of Server Switches for City's Main Network Servers.
- Completion of the new server room for the City's Main Network Servers.
- Replacement of Server for City's Main Network.
- Installation of Wi-Fi and network connections in Senior Center.

FY 2022-2023 Accomplishments

- Creation and implementation of the new City website was completed by Civic Plus.
- Creation and implementation of the new City logo was completed by CivicPlus.
- Completion of the Installation of cabling, cameras and computer software for Council meeting streaming capabilities with VMix Software.

This page intentionally left blank



City of Calimesa
Information Technology
Fiscal Year 2023-24

	Actuals Fiscal Year 2020-21	Actuals Fiscal Year 2021-22	Amended Budget Fiscal Year 2022-23	Projected Actuals Fiscal Year 2022-23	Adopted Fiscal Year 2023-24
Fund 01 - General Fund					
Dept 2100					
PERSONNEL COSTS					
6010 Salaries	\$ 6,305	\$ 11,676	\$ 41,515	\$ 41,515	\$ 44,353
6400 Benefits	2,549	3,631	13,089	13,089	16,193
	8,854	15,307	54,604	54,604	60,546
OPERATIONS & MAINTENANCE					
7210 Professional Services	21,796	26,722	25,050	25,050	30,175
7230 Other Contract Services	93,702	121,036	103,800	103,800	117,200
7420 Communications	19,765	24,531	25,050	25,050	26,050
7430 Repairs/Maintenance	206	10	500	500	500
7625 Computer Supplies	220	-	350	350	350
7720 Supplies - Equipment	10,802	8,698	37,000	37,000	12,000
7725 Minor Equipment	-	4,000	4,000	4,000	-
8100 Equipment	-	13,057	38,900	16,260	-
	146,491	198,054	234,650	212,010	186,275
Total Information Technology	155,345	213,361	289,254	266,614	246,821
7100 Less: Cost Allocation	13,162	11,856	43,791	43,791	29,789
Net Information Technology	\$ 142,183	\$ 201,505	\$ 245,463	\$ 222,823	\$ 217,032

Staff Allocations:

Deputy City Manager/City Clerk	0.20
Accountant	0.15
Total FTE	0.35



City of Calimesa
Information Technology
Fiscal Year 2023-24

Fund 01 - General Fund			
Dept 2100			
7210	Professional Services		
	Sonic Wall - Website virus protection - Western NRG	\$	1,000
	Sonic Wall - 5 VPN Licenses for remote users		500
	Social Media Software Subscription \$10.00 per month		120
	Website Domain Host		110
	Laserfiche Cloud Support Maintenance		6,075
	Annual Server Warranty		1,200
	Malware/Virus Protec. BIT Defender - 60 WS @ \$22		1,320
	Offsite Backup - Server Image Licensing		1,000
	MS Office Suite 55 \$ \$300		16,500
	Zoom Annual Subscriptions 3 @ \$150		450
	Readerboard Maintenance Agreement		1,900
			30,175
7230	Other Contract Services		
	Annual Contract - Acorn Technologies \$3,950 monthly		47,400
	Outsource Labor - Acorn Technologies		8,000
	GIS - Geoviewer - Nobel Enterprises		35,000
	GIS - workorder application		10,000
	GIS - Updates Unlimited		6,800
	Website Support/Maintenance/Hosting		10,000
			117,200
7420	Communication		
	Frontier FAX		550
	Spectrum Internet and WiFi		18,300
	8 x 8 Cloud Phone System		7,200
			26,050
7430	Repair & Maintenance Equipment		500
7625	Computer Supplies		
	IT Incidentals (screen protectors, anti-glare, cleaning)		350
7720	Supplies - Equipment		
	Computers/Monitors (5)		8,500
	WIFI Access Improvements		3,000
	Replacement phone (8 x 8)		500
			12,000
7725	Minor Equipment		-
8100	Equipment		-
Totals		\$	186,275

Community Development Program Overview



The Community Development Department consists of the following three City Divisions: 1) Planning, 2) Building and Safety, and 3) Code Enforcement. These Divisions are aimed at serving residents and the general public and the public health, safety, and welfare by ensuring that development is in accordance with the City's adopted General Plan, Zoning Code, Health and Safety Code, and the Uniform Building and Fire Codes.

Planning Division

The Planning Division is responsible for enforcing the City's development standards as identified in the City of Calimesa Municipal Code Chapter 18 Zoning Ordinance, and for ensuring that all existing and future development is consistent with the City's General Plan, which identifies the City's long-range plans. As new development is proposed, the Planning Division coordinates the review of land use entitlement applications with all applicable City departments/divisions and outside agencies. Relevant land use entitlement applications include General Plan Amendments, Development Plan Reviews, Conditional Use Permits, Specific Plans, Development Agreements, Tentative Tract/Parcel Maps, Variances, and Temporary Use Permits. The Planning Division also ensures that the planning process complies with all State and Federal environmental review requirements and provides general zoning information to the public.

The Planning Director and Associate Planner present project-related reports to the Planning Commission and City Council. The City's Executive Assistant/Deputy City Clerk serves as the secretary to the Planning Commission.

Building and Safety Division

The Building & Safety Division is responsible for reviewing plans, issuing permits and conducting field inspection for all construction activities in the City to ensure compliance with the adopted California Building Codes including but not limited to; Electrical, Plumbing, Energy, Green, Disabled Access and Fire Codes. The Building and Safety Division conducts pre- and post-construction inspections, issues Notices of Violation for building code violations, and reviews building plans for compliance with State building codes prior to issuing permits. Building Division also serves as the coordinator of the plan review process, ensuring that all pertinent departments and agencies are included in the review and permitting process. The Building Division is guided by the standards of the State's Building Code.

Code Enforcement Division

The Code Enforcement Division is responsible for abating violations of the Calimesa Municipal Code to protect the public's health, safety, and general welfare, as well as overseeing the registration of vacant and abandoned properties. Major tasks include the abatement of zoning code violations, enforcement of business license violations, maintenance of the code enforcement database,

Community Development Program Overview (continued)



monthly monitoring of vacant and abandoned properties, implementation of the abandoned vehicle program and the weed abatement program. This division issues citations and works closely with the Community Development Department Staff and City Attorney's office to make sure violations are brought into compliance.

FY 2022-2023 Accomplishments

- Processed Specific Plan Area 1 – Amendment 3 for the Summerwind Ranch at Oak Valley Specific Plan, including development plan review and conditional use permit applications for the Birtcher Oak Valley Commerce Center.
- Continued processing implementing plans for the Summerwind Commons, an approximately 75,000 square foot commercial/retail shopping center within the Summerwind Ranch at Oak Valley Specific Plan.
- Issued a certificate of occupancy for a diesel fuel canopy project located at County Line Road/ County Line Lane.
- Continued entitlement review of a commercial subdivision to include a truck stop/travel center immediately east of 7th Street.
- Entitlement approval was granted for Tentative Tract Map 37802, a proposed 179 residential lot subdivision on Desert Lawn Drive.
- Issued the final certificates of occupancy for the phase 1 residential portion of the Summerwind Ranch at Oak Valley Specific Plan.
- Coordinated with several potential developers about housing, retail, and commercial development within the City of Calimesa.
- Worked with the City's CEQA consultants to draft and circulate Initial Study/Mitigated Negative Declarations (IS/ MND) for various Capital Improvement Plan projects such as the Stage 3 Calimesa Creek storm drain project and Calimesa Boulevard/County Line Road intersection improvement project.
- Circulated a Draft Environmental Impact Report for the Residential Infill Priority Area Overlay Zone project.
- Continued coordinating with the State of California Department of Housing and Community Development regarding the City's 6th Cycle Housing Element.

City of Calimesa
 Community Development Planning Build. & Safety Code
 Fiscal Year 2023-24

	Actuals Fiscal Year 2020-21	Actuals Fiscal Year 2021-22	Amended Budget Fiscal Year 2022-23	Projected Actuals Fiscal Year 2022-23	Adopted Fiscal Year 2023-24
Fund 01 - General Fund					
Dept 3000					
PERSONNEL COSTS					
6010 Salaries	\$ 134,732	\$ 154,584	\$ 180,551	\$ 180,551	\$ 270,392
6011 Allocated to Projects	(33,728)	(74,170)	(40,000)	(55,000)	(50,000)
6400 Benefits	43,374	45,756	53,940	53,940	79,174
	144,378	126,170	194,491	179,491	299,565
OPERATIONS & MAINTENANCE					
7210 Professional Services					
Contract Code Enforcement	64,790	60,282	60,000	60,000	60,000
Planning Consultant	5,250	827	98,000	60,000	-
Consultants - CEQA	3,767	33,851	49,000	49,000	50,000
Fire Prevention	82,840	58,698	40,000	148,000	65,250
Housing Element Update	-	110,044	78,145	78,145	-
7225 Building & Safety	527,014	314,419	602,500	494,500	396,475
7230 Other Contract Services	2,783	199	5,100	5,100	2,500
7420 Communications	490	574	650	650	650
7585 Travel/Training & Conferences	250	338	7,000	7,000	7,000
7735 Supplies - Special	-	592	1,900	2,500	1,900
7650 Dues and Memberships	390	-	1,150	1,150	1,150
	687,574	579,824	943,445	906,045	584,925
Total Community Development	\$ 831,952	\$ 705,994	\$ 1,137,936	\$ 1,085,536	\$ 884,490

Staff Allocations:

Planning Director	1.00
Associate Planner	1.00
Planning Technician	1.00
Exec Asst/Deputy City Clerk	0.05
Total FTE	3.05



City of Calimesa
 Community Development Planning Building and Safety
 Fiscal Year 2023-24

Fund 01 - General Fund			
Dept 3000			
7210	Professional Services		
	CEQA Consultant	\$	50,000
	Fire Prevention		65,250
	Planning Consultant		-
	Code Enforcement - 20 hrs/wk		60,000
	Housing Element Update		-
			175,250
7225	Building official		
	Building & Safety Staffing		
	(includes Counter Tech 16 hrs/wk @ \$55 x 51)		396,475
7230	Other Contract Services		
	Drop Box Professional (for large documents via email)		200
	Adobe Pro 2 @\$400		800
	Blue Beam (electronic Plan Review)		1,500
			2,500
7420	Communications		
	Cell Phone for Planning Director		650
7585	Travel/Training & Conferences		
	AEP workshops, legislative updates, APA annual conference,		
	Planning Commission training		7,000
7735	Special Supplies - Legislative Update Publications		400
	Office Furniture Associate Planner		1,500
			1,900
7650	Dues and Memberships		
	Association of Environmental Professionals		250
	American Planning Association		900
			1,150
Totals		\$	584,925

Engineering Program Overview



Program Description and Purpose

The Engineering Division is responsible for planning, design and contract administration of Street, Traffic, and Drainage projects. This Division works closely with the City's Public Works Director and is an integral part of the City's Development Team. The Engineering Division coordinates and reviews private development projects and related construction in the public rights-of-way and ensures compliance with City Codes, policies, and standards of work.

FY 2023-2024 Goals and Objectives

- Continue to promote the Capital Improvement Program (CIP) projects and prepare plans and specifications.
- Collaborate with other agencies in the Calimesa area including but not limited to the Cities of Yucaipa and Beaumont, Yucaipa Valley Water District, Riverside County Flood Control and Water Conservation District, South Mesa Water Company, and the County of Riverside.
- Seek grants opportunities for City projects.
- Provide customer service as needed.
- Continue to provide assistance to other departments and the public at large.
- Update and recommend for adoption a 5-year Capital Improvement Plan.
- Review private land development (tracts, houses, commercial properties, etc.) projects by performing plan checks, reviewing drainage, traffic, soils studies, coordination with other departments as necessary, and ensuring inspection is per the approved plans.

FY 2022-2023 Accomplishments

- Continued to coordinate the Calimesa Creek project with Riverside County Flood Control.
- Continued the process with Riverside County for the approval with Caltrans for the Cherry Valley interchange. Completed the Project Study Report and launched the Project Approval and Environmental Documents phase.
- Continued to work with developers pertaining to residential and commercial developments.
- Continued to work with the City of Yucaipa regarding the County Line Road Corridor Improvement Project.
- Worked with the City's federal lobbyist to submit infrastructure projects for possible federal funding through a variety of programs including the recently reinstated federal earmarks process.

This page intentionally left blank



City of Calimesa
Engineering
Fiscal Year 2023-24

	Actuals Fiscal Year 2020-21	Actuals Fiscal Year 2021-22	Amended Budget Fiscal Year 2022-23	Projected Actuals Fiscal Year 2022-23	Adopted Fiscal Year 2023-24
Fund 01 - General Fund					
Dept 3300					
PERSONNEL COSTS					
6010 Salaries	\$ -	\$ -	\$ -	\$ -	\$ -
6400 Benefits	-	-	-	-	-
OPERATIONS & MAINTENANCE					
7220 Prof Svcs - Engineering	66,829	57,015	115,000	90,000	90,000
Total Engineering	66,829	57,015	115,000	90,000	90,000
7100 Less: Cost Allocation	14,180	15,165	7,719	7,719	4,036
Net Engineering	\$ 52,649	\$ 41,850	\$ 107,281	\$ 82,281	\$ 85,964



City of Calimesa
Engineering
Fiscal Year 2023-24

Fund 01 - General Fund
Dept 3300

7220	Engineering - Professional Services Consultant - General Services	\$	90,000
Total		\$	90,000

Citizens on Patrol Program Overview



Program Description and Purpose

The Calimesa Citizens on Patrol program was established to bring the citizens and the police department together for a common goal to improve the quality of life by reducing crime. The Citizens on Patrol program is designed to provide a means for citizens to organize volunteer patrol groups for the purpose of reducing crime in our community through their high visibility patrols. These volunteers are the additional eyes and ears to assist the police department and community efforts to ensure the City of Calimesa is a safe place to live and work.

FY 2023-2024 Goals and Objectives

- Manage membership of the program with focus on seeking additional volunteers.
- Create a strategic plan for the Citizens on Patrol program including analysis of program results.
- Provide an effective method of discouraging neighborhood crimes through high visibility patrol.
- Promote a friendly and safe neighborhood environment while respecting the privacy and rights of the community.
- Encourage awareness and provide improved communication among neighbors.
- Upgrade the quality of life and property values in Calimesa.
- Continue to enhance safety measures for schools and businesses located in the city of Calimesa.
- Continue efforts to enhance relationships with members of the community through Neighborhood Watch Programs and other outreach events.

FY 2022-2023 Accomplishments

- Assisted and coordinated parking and traffic control for the City of Calimesa Christmas Parade.

This page intentionally left blank





City of Calimesa
Citizens on Patrol
Fiscal Year 2023-24

	Actuals	Actuals	Amended	Projected	Adopted
	Fiscal	Fiscal	Budget	Actuals	Fiscal
	Year	Year	Fiscal	Fiscal	Year
	2020-21	2021-22	2022-23	2022-23	2023-24
Fund 01 - General Fund					
Dept 4000					
PERSONNEL COSTS					
6010 Salaries	\$ -	\$ -	\$ -	\$ -	\$ -
6400 Benefits	-	-	-	-	-
OPERATIONS & MAINTENANCE					
7210 Professional Services	-	-	500	500	500
7243 Radio	-	-	500	500	500
7420 Communications	112	50	450	450	450
7432 Repairs & Maint. - Vehicles	117	304	1,000	1,000	1,000
7725 Minor Equipment	-	-	600	600	600
7735 Special Supplies	-	-	800	800	800
7740 Fuel & Oil	234	675	1,000	1,000	1,000
	463	1,029	4,850	4,850	4,850
Total Citizens on Patrol	\$ 463	\$ 1,029	\$ 4,850	\$ 4,850	\$ 4,850

City of Calimesa
Citizens on Patrol
Fiscal Year 2023-24

Fund 01 - General Fund			
Dept 4000			
7210	Professional Services Prescreen volunteers - 5 @ \$100	\$	500
7243	Radio Replacement - Radios & Batteries		500
7420	Communication Phone Cell Phone		300 150
			450
7432	Repair & Maintenance - Vehicle Repairs & routine maintenance		1,000
7725	Minor Equipment First Aid Equipment Reflective Vest		100 500
			600
7735	Special Supplies Uniforms Christmas Lunch		500 300
			800
7740	Fuel & Oil		1,000
Totals		\$	4,850

Police Program Overview



Program Description and Purpose

The Riverside County Sheriff's Department provides contract law enforcement service to the city of Calimesa. The goal is to provide continuous high-quality law enforcement services at a reasonable cost.

The Riverside County Sheriff's Department provides city of Calimesa with specialized services such as the Special Enforcement Bureau (SWAT), Aviation, Gang Suppression Unit, Canine Units, Community Behavioral Assessment Team, the Human Trafficking Team, Forensic Technicians, Central Homicide Unit, Hazardous Device Technicians, 911 Dispatch Services, and Search and Rescue.

FY 2023-2024 Goals and Objectives

- Continue providing a dedicated Deputy Sheriff to serve as Problem Orientated Policing (POP) deputy to focus on problems such as:
 - Traffic enforcement to include speed enforcement throughout the city and in school zones and DUI enforcement.
 - Increase collaboration with outside agencies and the community on eradicating homelessness within the city of Calimesa.
 - Engage in directed enforcement when crime trends such as thefts or vandalism occur within the city of Calimesa.
 - Enhance relationships with members of the community through Neighborhood Watch Programs.

Accomplishments

The Riverside County Sheriff's Department/Calimesa continued in its proactive approach to traffic enforcement, which resulted in a 30% increase in DUI arrests. Additionally, the Problem Oriented Policing Deputy had the following accomplishments:

- Patrolled business districts, spoke to business owners and employees, spoke to residents, discussing quality of life issues, and concerns.
- Provided active shooter training to city employees.
- Participated in the annual Point in Time count.
- Continued to address street vendor issues and concerns.
- Conducted traffic related enforcement/education around major streets, intersections, residential neighborhoods, and school zones.
- Assisted Patrol Deputies on over 920 calls for service.
- Helped coordinate law enforcement's response for the City of Calimesa Christmas Parade.
- Attended city of Calimesa meetings regarding daily functions and quality of life concerns.

This page intentionally left blank



City of Calimesa
Police Department
Fiscal Year 2023-24

	Actuals Fiscal Year 2020-21	Actuals Fiscal Year 2021-22	Amended Budget Fiscal Year 2022-23	Projected Actuals Fiscal Year 2022-23	Adopted Fiscal Year 2023-24
Fund 01 - General Fund					
Dept 4100					
PERSONNEL COSTS					
6010 Salaries	\$ -	\$ -	\$ -	\$ -	\$ -
6400 Benefits	-	-	-	-	-
OPERATIONS & MAINTENANCE					
7210 Professional Services	13,058	15,302	20,599	20,599	23,000
7215 Legal Services	458	236	-	-	-
7230 Other Contract Services	-	-	5,000	5,000	24,000
7240 Contract - Regular Pay	1,784,553	2,141,021	2,227,539	2,227,539	2,263,182
7241 Contract - Overtime Pay	16,761	21,934	25,110	25,110	24,721
7242 Contract - Mileage	59,136	57,319	88,249	88,249	79,410
7243 Contract - Radio	-	-	5,160	5,160	-
7244 Booking Fees	-	-	5,150	5,150	-
7245 Blood Tests	9,657	6,374	5,230	5,230	9,000
7246 Contract - Facilities Expense	61,713	62,690	62,948	62,948	68,000
7247 Cal-ID Assessment	9,159	9,329	9,434	9,434	10,899
7770 Miscellaneous	1,200	-	1,800	1,800	1,800
Total Police	\$ 1,955,695	\$ 2,314,205	\$ 2,456,219	\$ 2,456,219	\$ 2,504,012



City of Calimesa
Police
Fiscal Year 2023-24

Fund 01 - General Fund			
Dept 4100			
7210	Professional Services Records Mgmt System - CLETS	\$	23,000
7230	Other Contract Services Camera Services		24,000
7240	Contract - Regular Patrol 24 Hrs x 365 days x \$214.58 (estimated rate) POP Deputy - 2,088 @ \$183.65 (estimated rate)		1,879,721 383,461 2,263,182
7241	Contract - Overtime Patrol -240 hrs. @ \$78.45 (estimated rate) Investigator - 55 hrs. @ \$107.14		18,828 5,893 24,721
7242	Mileage Patrol - 75,000 miles @ \$1.03 Plain - 3,000 miles @ \$0.72		77,250 2,160 79,410
7245	Blood Test Evidence Processing		9,000
7246	Contract - Facilities Estimate based on data from Sheriff Contract Unit		68,000
7247	Cal-ID Assessment Fingerprint ID		10,899
7770	Miscellaneous Other Exams		1,800
Totals		\$	2,504,012

Animal Control Program Overview



Program Description and Purpose

The City of Calimesa contracts with the County of Riverside for animal control services. The major functions include provisions for field services, shelter care and disposition services, provision for supplies, reports for missing or stolen animals, quarterly reporting, integrated licensing program services, and opportunities for shot clinics, spay and neuter services.

This page intentionally left blank



City of Calimesa
 Animal Control
 Fiscal Year 2023-24

	Actuals Fiscal Year 2020-21	Actuals Fiscal Year 2021-22	Amended Budget Fiscal Year 2022-23	Projected Actuals Fiscal Year 2022-23	Adopted Fiscal Year 2023-24
Fund 01 - General Fund					
Dept 4200					
PERSONNEL COSTS					
6010 Salaries	\$ -	\$ -	\$ -	\$ -	\$ -
6400 Benefits	-	-	-	-	-
	-	-	-	-	-
OPERATIONS & MAINTENANCE					
7230 Other Contract Services	40,000	48,289	48,289	48,289	61,000
	40,000	48,289	48,289	48,289	61,000
Total Animal Control	\$ 40,000	\$ 48,289	\$ 48,289	\$ 48,289	\$ 61,000



City of Calimesa
 Animal Control Services
 Fiscal Year 2023-24

Fund 01 - General Fund
 Dept 4200

7230	Other Contract Services		
	County of Riverside - Animal Control Shelter	\$	55,000
	County of Riverside - Clinics		6,000
			61,000
Totals		\$	61,000

Fire Department Operational Overview



The City of Calimesa formed its own Fire Department effective January 1, 2018. The Calimesa Fire Department is a full-service department which provides the following services and programs:

- Fire Suppression
- Hazardous Materials Response
- Rescue Services
- Pre-Hospital Care Medical Services Provider (BLS)
- Fire Prevention – Community Risk Reduction
- Emergency Operations – Disaster Response

The current Fire Department staff consists of a Fire Chief, Deputy Fire Marshal, two Battalion Chiefs, three Captains, nine Firefighters, and a contingent of Intern/Reserve Firefighters, supported by an Administrative Assistant. The daily staffing configuration provides for a minimum of 3-person engine company, a 2-person (fast attack) Type – IV Patrol, and a duty Battalion Chief to respond to emergency incidents. The Fire Chief or a designated Chief Officer remains on a 24 – hour recall status.

FY 2023-2024 Goals and Objectives

- Transition from a Basic Life Support (BLS) pre-hospital care provider to an Advanced Life Support (ALS) paramedic pre-hospital care provider.
- Re-brand and re-organize the fire department operations, organizational chart.
- Implement comprehensive community risk reduction – fire prevention bureau and emergency operations center.
- Implement apparatus and equipment enhancements/requirements within budgetary constraints.
- Implement Fire Services programs, staffing and facility improvements within budgetary constraints.

FY 2022-2023 Accomplishments

- Assigned personnel to attend advanced life support paramedic school.
- Procured required (ALS) medical equipment inventory and completed licensure operating requirements.
- Designated Deputy Fire Marshal – Fire Prevention Bureau established.
- Upgraded auto extrication equipment via Office of Traffic Safety Grant funding award.
- Developed fair share procurement funding for 100' "Quint" Ariel Ladder Truck and required equipment, entering procurement and vehicle manufacturing process.
- Began procurement of required (mandated) replacement and upgrade of Self-Contained Breathing Apparatus (SCBA) required for OSHA required Respiratory protection program.
- Completed energy efficient window replacement Station #1
- Rebranded fire apparatus, equipment, uniforms, and facilities.
- Completed and submitted and updated FEMA required Local Hazard Mitigation Plan.

Fire Department Operational Overview (continued)



Performance Measures

- Response to calls for service

Actual 2019 (calendar year)	1,441
Actual 2020 (calendar year)	1,589
Actual 2021 (calendar year)	1,664
Actual 2022 (calendar year)	1,739

- Mutual/Auto Aid Responses

Actual 2019 (calendar year)	79
Actual 2020 (calendar year)	58
Actual 2021 (calendar year)	58
Actual 2022 (calendar year)	58

- Total Cancelled Mutual/Auto Aid Response

Actual 2019 (calendar year)	38
Actual 2020 (calendar year)	31
Actual 2021 (calendar year)	29
Actual 2022 (calendar year)	15

City of Calimesa
Fire Department
Fiscal Year 2023-24

	Actuals Fiscal Year 2020-21	Actuals Fiscal Year 2021-21	Amended Budget Fiscal Year 2022-23	Projected Actuals Fiscal Year 2022-23	Adopted Fiscal Year 2023-24
Fund 01 - General Fund					
Dept 4300					
PERSONNEL COSTS					
6010 Salaries	\$ 820,584	\$ 852,206	\$ 1,002,410	\$ 1,002,410	\$ 1,398,514
6012 Salaries: Part-time	5,313	-	-	-	-
6400 Benefits	267,407	261,242	305,415	305,415	404,313
6030 OT/Shift Coverage	414,367	372,483	375,000	375,000	338,000
6031 Overtime Reimbursements	(109,815)	(83,152)	-	-	-
	1,397,856	1,402,779	1,682,825	1,682,825	2,140,828
OPERATIONS & MAINTENANCE					
7210 Professional Services	315,435	359,471	451,400	451,400	368,900
7230 Other Contract Services	-	9,230	15,400	15,400	15,400
7240 Contract Pay - Intern/Reserves	33,050	46,000	63,000	63,000	36,500
7410 Utilities - Electric	7,188	-	-	-	-
7411 Utilities - Gas	1,475	1,693	1,800	1,800	1,800
7412 Utilities - Water	3,253	3,551	3,500	3,500	3,500
7420 Communications	30,575	21,362	36,934	36,934	42,800
7430 Repairs & Maint. -Equipment	4,375	2,839	4,500	4,500	30,000
7431 Repairs & Maint. -Building	31,185	38,420	171,200	171,200	27,000
7432 Repairs & Maint. -Vehicles	66,413	70,511	67,000	67,000	79,500
7510 Workers Comp. Insurance	61,905	58,990	74,238	74,238	74,238
7514 Liability Insurance	47,614	49,465	63,295	63,295	63,295
7585 Travel & Training	7,229	25,646	73,500	73,500	20,000
7610 Office Supplies	4,339	7,326	5,200	5,200	5,200
7650 Dues & Subscriptions	3,984	4,854	6,000	6,000	4,000
7725 Minor Equipment	83,661	140,475	323,903	323,903	67,000
7735 Special Supplies	51,344	58,942	54,500	54,500	124,900
7740 Fuel & Oil	28,236	37,976	54,000	54,000	54,000
7741 O&M Reimbursements	(96,242)	(78,055)	-	-	-
7770 Miscellaneous	3,229	-	-	-	-
8300 Vehicles	-	-	2,160,000	2,160,000	-
	688,248	858,696	3,629,370	3,629,370	1,018,033
Total Fire Department	\$ 2,086,104	\$ 2,261,475	\$ 5,312,195	\$ 5,312,195	\$ 3,158,861

Staff Allocations:

Fire Chief	1.00
Deputy Fire Marshall	1.00
Battalion Chief (3)	3.00
Fire Captain (3)	3.00
Apparatus Engineer (3)	3.00
Firefighter/EMT (3)	3.00
Firefighter/Paramedic (6)	6.00
Administrative Assistant I	1.00
Total FTE	21.00



City of Calimesa
Fire
Fiscal Year 2023-24

Fund 01 - General Fund
Dept 4300

7210	Professional Services	
	Riverside County Communications/Dispatch	\$ 190,000
	Wildland Fire Agreement - State of California	132,000
	PARS, Backgrounds, DOJ, Other	9,900
	REMSA Inspections	2,000
	Recruitment Expense and Physicals	35,000
		368,900
7230	Other Contract Services	
	ImageTrend Software	9,000
	Adobe Pro 4 @ \$400	1,600
	Vector Solutions - Software	4,800
		15,400
7240	Contract Regular Pay Intern Reserves	36,500
7411	Utilities - Gas	1,800
7412	Utilities - Water	3,500
7420	Communications	
	Communications/IT/Radio	17,200
	Mobile Data Terminal	3,000
	Handheld Radios	15,000
	Radio Equipment Repair/Replacement	7,600
		42,800
7430	Repair & Maintenance - Equipment	30,000
7431	Repair & Maintenance - Building	
	General Maintenance	27,000
7432	Repair & Maintenance - Vehicles	79,500
7510	Workers Comp. Insurance	74,238
7514	Liability Insurance	63,295
7585	Travel & Training	20,000
7650	Dues & Subscriptions	\$ 4,000

City of Calimesa
 Fire
 Fiscal Year 2023-24

Fund 01 - General Fund
 Dept 4300

7610	Office Supplies	5,200
7725	Minor Equipment	
	Firefighter Equipment	47,000
	Small Equipment - Fire and Office	20,000
		67,000
7735	Special Supplies	
	Uniforms/Turnouts	102,400
	Fire Prevention Supplies	4,500
	EMS Supplies	9,000
	Disaster Preparedness	6,000
	Other Supplies	3,000
		124,900
7740	Fuel & Oil	54,000
7741	O&M Reimbursement	-
Totals		\$ 1,018,033

This page intentionally left blank

Community Services Senior Center Program Overview



Program Description and Purpose

The Norton Younglove Multi-Purpose Senior Center (Center) provides a gathering spot for community events, socializing, and personal enhancement. The City has contracted with the Family Service Association of Western Riverside County to provide community desired services and activities, as well as administering the Senior Nutrition Program. The Senior Center serves as a hub for older adults to receive services, programming, social activities, fitness classes such as Fit After 50, Line Dancing, seminars, resources, and special events.

The Center provides regular workshops and seminars as requested, participates as a Riverside County Cool Center during the summer months, as well as houses the local Sheriff and Citizens on Patrol office along with multiple meeting/activity rooms for City and community use.

The Senior Nutrition Meal Distribution Program, which was implemented immediately at the beginning of the pandemic and replaces our daily on-site congregate meals currently serving approximately 150 individuals weekly. This program provides five (5) frozen meals, milk, bread and fruit to participants over the age of 60, regardless of residency. This program has continued beyond the COVID-19 emergency as it is very popular. Seniors have expressed a preference for the take home meals rather than the required on-site meals.

FY 2023-2024 Goals and Objectives

- Activities, programs, classes and events will be added as we become fully staffed. A new Center Manager was hired by FSA and started at the Center on March 7, 2023 and she is working to get programs, classes and activities implemented.

FY 2022-2023 Accomplishments

- Loads of Love Program. Projected assistance to approximately 140 senior citizens per month, with the potential to include hygiene and cleaning supplies in the future, if needed.
- Senior Nutrition Meal Distribution, serving approximately 140 individuals weekly.
- AARP Tax Preparation drop-off for individuals aged 60 and above. Projected assistance to approximately 120 senior citizens for the season.

This page intentionally left blank



City of Calimesa
 Community Services Senior Center
 Fiscal Year 2023-24

	Actuals Fiscal Year 2020-21	Actuals Fiscal Year 2021-22	Amended Budget Fiscal Year 2022-23	Projected Actuals Fiscal Year 2022-23	Adopted Fiscal Year 2023-24
Fund 01 - General Fund					
Dept 4900					
PERSONNEL COSTS					
6010 Salaries	\$ 26,526	\$ 31,814	\$ 29,594	\$ 29,594	\$ 13,518
6400 Benefits	7,655	8,395	9,083	9,083	5,402
	34,181	40,209	38,677	38,677	18,920
OPERATIONS & MAINTENANCE					
7230 Other Contract Services	73,002	41,609	68,058	68,058	81,058
7410 Utilities - Electric	15,709	19,760	20,000	20,000	26,000
7411 Utilities - Gas	181	182	300	300	300
7420 Communications	2,076	1,882	2,040	2,040	2,040
7430 Repairs & Maint. - Equipment	2,383	553	4,900	1,975	1,975
7431 Repairs & Maint. - Building	24,869	3,980	25,000	25,000	25,000
7750 Supplies - Paper/Custodial	2,185	4,307	5,200	5,200	5,200
	120,405	72,273	125,498	122,573	141,573
Total Community Services	\$ 154,586	\$ 112,482	\$ 164,175	\$ 161,250	\$ 160,493

Staff Allocations:

Maintenance Supervisor	0.05
Maintenance Worker I (2)	0.10
Lead Maintenance Worker	0.05
Total FTE	0.20



City of Calimesa
 Community Services Senior Center
 Fiscal Year 2023-24

Fund 01 - General Fund
Dept 4900

7230	Other Contract Services Copier Rental \$504.81/mo Family Svcs Contract \$6,250/mo	\$ 6,058 75,000 81,058
7410	Utilities - Electric	26,000
7411	Utilities - Gas	300
7420	Communication \$170 per month	2,040
7430	Repair & Maintenance - Equipment Extinguisher service \$120 /Annual Service \$255 Vent Hood Testing and Service Equipment Replacement	375 300 1,300 1,975
7431	Repair & Maintenance - Building Burgeson Maintenance contract Exterminator \$45 per month Septic-Grease trap \$500 (2) Troy Alarm - 50% of annual fee Generator - Annual Maintenance General Maintenance Floor Cleaning	1,280 540 1,000 180 1,500 18,000 2,500 25,000
7750	Supplies - Paper/custodial Paper and custodial supplies	5,200
Totals		\$ 141,573

Public Works Administration Program Overview



Program Description and Purpose

The Calimesa Public Works Department has responsibility for a variety of construction, maintenance, and infrastructure projects throughout the City. These include overseeing street lighting and traffic signal maintenance, and contract street sweeping services; construction of minor road projects including street striping and markings; maintenance of City streets, parkways and storm drainage facilities; installation and replacement of traffic signs; building and parks maintenance; development assistance, NPDES Program and management of fleet vehicles.

FY 2023-2024 Goals and Objectives

- Continue design of Calimesa Creek Improvements.
- Continue design of Calimesa Boulevard and County Line Road Roundabout Improvements.
- Continue to pursue grants and funding for Capital Improvement projects.
- Continue to monitor and coordinate with private developments.
- Continue to attend monthly NPDES meetings to stay up to date of new requirements.
- Complete annual inspection and maintenance program to maintain 44 miles of streets and appurtenances with the limited staff as required by CIRA.
- Continued use of electronic work order system (purchased as part of the GIS system) for all maintenance tasks related to all divisions of Public Works.
- Assist City Engineer with Capital Improvement Program for maintenance of streets.
- Re-level City Hall and Community Development Annex buildings.
- Re-roof City Hall and Community Development Annex buildings.

FY 2022-2023 Accomplishments

- Stenciled all storm drain inlets.
- Submitted annual State NPDES report timely and without difficulties.
- Completed all commercial and industrial business inspections for NPDES and made report to the State.
- Began construction for the County Line Road Corridor Project (5th Street to Bryant) a joint project with Yucaipa that includes funding through grants such as ATP, MSRC and LPP.
- Issued various Encroachment and Grading Permits to residents, utility companies and contractors throughout the City for various projects.
- Issued Oversize Permits for equipment and mobile homes being transported throughout the City.
- Conducted Construction Inspections on all Public Works projects and encroachment permits.
- Performed ongoing right of way maintenance, weed abatement and pothole repair throughout the City.

Public Works Administration Program Overview (continued)



FY 2022-2023 Accomplishments (continued)

- Installed battery backup systems on all traffic signals.
- Responded to emergency situations, including heavy rains which cause flooding and wind events which results in tree damage and debris, to ensure public safety.
- Continued coordination with developers on the Singleton Heights, JP Ranch and Summerwind Trails projects and various commercial sites. Accepted landscaping and traffic signals for maintenance when completed.
- Worked with Riverside Flood Control to fix the roadway issue caused by the storm drain.
- Public Works staff performed re-striping of STOP bars and legends citywide.
- Public Works staff obtained radar speed feedback sign which obtains traffic counts.
- Maintained certification for chemical weed abatement. Obtained weed truck mounted spraying equipment.
- Effectively maintained all parkways and rights-of-way by trimming trees, spraying and cutting weeds, and trimming shrubs.
- Completed many upgrades and improvements to City Hall, Senior Center and Fire Department.
- Staff obtained certification for traffic control/flagman.

Building Maintenance Program Overview



Program Description and Purpose

The Public Works Maintenance Division provides custodial and building repair services for approximately 22,000 square feet of building space. Facility maintenance responsibilities include City Hall, Norton Younglove Senior Center, City Yard, Fire Station and the Public Library. The majority of repairs are completed in-house by the Public Works Maintenance Department. Public Works crew is on standby nightly for emergencies. All custodial supplies are purchased through and provided by this division.

FY 2023-2024 Goals and Objectives

- Bid and award, and oversee installation of new flooring and other maintenance in City Hall and Community Development Annex.
- Re- roof for City Hall and Senior Center.
- Building leveling for City Hall and the Community Development Annex buildings.
- Phase II CDBG funded ADA parking lot and sidewalk improvements to be bid and awarded.
- Continue to maintain City facilities in a quality manner.

FY 2022-2023 Accomplishments

- Performed various repairs/upgrades to City Hall and the Senior Center.
- Completed building of additional City Hall office space of approximately 800+ square feet and moved in new furniture and staff.
- Maintenance of two standby generators.
- Completed Phase I CDBG Grant funded parking lot ADA upgrades to the Senior Center.

Building Maintenance Program Overview (continued)



Performance Measures

- Custodial Service

Actual 2022 — Two employees - 450 man hours each employee
Actual 2023 — Two employees - 450 man hours each employee

- Building Maintenance

Actual 2022 — Three employees - 300 man hours each employee
Actual 2023 — Three employees - 300 man hours each employee

Landscape Maintenance Program Overview



Program Description and Purpose

This fund is designated for maintenance of landscaping, street lighting, traffic signals, parks and open space within the Citywide Landscaping and Lighting District, No. 91-1. The assessments are collected through the County of Riverside Tax Collector's office. The City Engineer prepares the engineer's report (on an annual basis), and assessments are recorded on individual parcels within the District to fund a portion of the District's services, however, the City's General Fund also subsidizes a significant portion of expenses in this program. The report also details the anticipated manner in which the assessments will be levied on the parcels within the District.

FY 2023-2024 Goals and Objectives

- Ongoing City Tree Maintenance Program for reduction of liability per CIRA requirements.
- Ongoing inspection and maintenance of inventory of City maintained lands.
- Continue to maintain the landscaping in public rights-of-way in an efficient and effective manner.
- Accept new traffic signals for maintenance.
- Update street sweeping contract to new state requirements for payment at prevailing wage.
- Add new streets to contract for street sweeping.

FY 2022-2023 Accomplishments

- Continued contract to maintain trees over 15 feet tall. Multiple storm damaged trees removed.
- Mowed and maintained five improved parkway landscaping areas.
- Weed abated and maintained all public rights-of-way throughout the City.
- Maintained all traffic signals and street lighting throughout the City.
- Tested, repaired and maintained anti-backflow devices throughout City as required by the Water Purveyors.
- Completed tree and weed abatement inventory of entire City per CIRA requirements.
- Maintained inventory in the City Tree Maintenance Program for reduction of liability per CIRA requirements.
- Completed inspection and maintenance requirements of inventory of City maintained lands.
- Added regular contract of gopher eradication to City maintained land.
- Additional traffic signals included in maintenance system this year.
- Add Battery Back Up systems to existing City traffic signals.
- Continued to maintain the landscaping in public rights-of-way in an efficient and effective manner.

Landscape Maintenance Program Overview (continued)



Performance Measures

- Submitted engineers report and assessments to Riverside County

Actual 2022-23 — Submitted to County on time
 Actual 2023-24 — Submit to County on time

- Maintained parkways and open space

Actual 2022-23 — 350 Hours
 Actual 2023-24 — 350 hours

- Maintenance of all traffic signals and streetlights (new signals and streetlights added during 2022-23)

Actual 2022-23 — 50 Hours
 Actual 2023-24 — 50 hours

- Inspection of every City maintained tree monthly (new neighborhood tress added during 2021-22)

Actual 2022-23 — 188.5 Hours
 Actual 2023-24 — 195 hours

- Tree trimming (requires contract for trees over 15 feet tall)

Actual 2022-23 — 754 Hours
 Actual 2023-24 — 350 hours

Refuse Program Overview



Program Description and Purpose

The Public Works Department oversees the contract that provides refuse collection services to all City residents. A private contractor who is required to pay a percentage of gross revenues to the City, in the form of a franchise fee, provides this service. The Contractor's Billing Division provides bills to residents on a bi-monthly basis.

FY 2023-2024 Goals and Objectives

- Implement SB 1383 Requirements which require 50% reduction in organic waste from 2014 level by 2020, and 75% reduction by 2025.
- Continue to work with CR&R to obtain compliance in Recycling and Organics Recycling with non-complying businesses and multi-family properties.
- Continue to assist the waste hauler in providing quality service for refuse collection to residents.
- Continue working with waste hauler to meet the mandatory requirements of AB 341 commercial Recycling Program.
- Continue to seek funding opportunities for future recycling programs for residents.
- Add new streets to contract for street sweeping.
- Coordinate two compost giveaways to residents.

FY 2022-2023 Accomplishments

- Attended Workshops for implementation of States SB 1383, Organic Waste Reduction Regulations.
- Modified Business License Application to incorporate recycling requirements.
- Incorporated recycling requirements into standard details for trash enclosures.
- Made significant progress in accomplishing mandatory AB 341 commercial Recycling Program requirements.
- Made significant progress in accomplishing mandatory AB 1826 Commercial Organics Recycling Program requirements that will improve air quality and preserve landfill space.
- Coordinated annual Citywide Curb Side Collection Event in conjunction with City's franchise refuse hauler CR&R. Conducted program for distribution of free passes to the landfill to City residents for this event.
- Coordinated Compost Giveaway Event at City Hall for residents.
- Passed the CalRecycle (state) annual site visit to review City's residential/commercial recycling programs and annual reporting.

This page intentionally left blank



City of Calimesa
Public Works Department
Fiscal Year 2023-24

	Actuals Fiscal Year 2020-21	Actuals Fiscal Year 2021-22	Amended Budget Fiscal Year 2022-23	Projected Actuals Fiscal Year 2022-23	Adopted Fiscal Year 2023-24
Fund 01 - General Fund					
Dept 5100					
PERSONNEL COSTS					
6010 Salaries	\$ 34,061	\$ 48,250	\$ 68,842	\$ 68,842	\$ 92,704
6400 Benefits	17,141	22,282	30,501	30,501	34,658
	51,202	70,532	99,343	99,343	127,361
OPERATIONS & MAINTENANCE					
7210 Professional Services	283,137	226,880	229,749	229,749	231,180
7230 Other Contract Services	3,900	4,750	6,300	6,300	6,300
7231 NPDES	27,997	29,699	33,000	33,000	33,800
7420 Communications	3,517	5,887	6,970	6,970	4,800
7430 Repairs & Maint. - Equipment	4,558	3,448	11,800	11,800	5,500
7431 Repairs & Maint. - Building	15,349	16,340	102,000	77,000	21,000
7432 Repairs & Maint. - Vehicles	4,398	5,736	9,000	19,000	9,000
7433 Repairs & Maint. - Streets	1,730	9,668	97,535	72,535	47,075
7445 Equipment Rental	249	572	2,000	2,000	2,000
7585 Travel/Training	1,515	1,670	2,000	2,000	4,000
7725 Minor Equipment	-	44,480	35,577	46,000	-
7735 Supplies - Special	4,870	3,408	6,650	6,650	8,650
7740 Fuel & Oil	-	137	-	-	-
8100 Equipment/Machinery	50,926	-	19,322	29,322	-
	402,146	352,675	561,903	542,326	373,305
Total Public Works	453,348	423,207	661,246	641,669	500,666
7100 Less: Cost Allocation	26,114	27,929	22,114	22,114	15,855
Net Public Works	\$ 427,234	\$ 395,278	\$ 639,132	\$ 619,555	\$ 484,811

Staff Allocations:

Maintenance Supervisor	0.45
Maintenance Worker I (2)	0.50
Lead Maintenance Worker	0.05
Exec Asst/Deputy City Clerk	0.05
Administrative Assistant I (2)	0.40
Total FTE	1.45



City of Calimesa
Public Works
Fiscal Year 2023-24

Fund 01 - General Fund
Dept 5100

7210	Professional Services	
	Interim Public Works - contract employees	\$ 190,000
	Test and Replace Backflow Devices	4,750
	Solid Waste Agreement	2,650
	Electrical Consultant	250
	Weed Abatement	15,000
	Tree Trimming (Property Owners)	8,630
	Miscellaneous	2,000
	Frontier Wi-fi Line Security Cameras - \$155 p/m	1,900
	Security Cameras @ 4th St Park - \$1,500/Qtr	6,000
		231,180
7230	Other Contract Services	
	Adobe Pro 2@ \$400	800
	Gopher Control	4,000
	Vector Control - Citywide	1,500
		6,300
7231	NPDES	
	SWRCB Fees	7,200
	Consultant	21,000
	Riverside County Flood Control	3,000
	Trash Amendment Requirement	2,500
	Legal Services	100
		33,800
7420	Communication	
	Cell Phones (4) - 185/mo - I-Pads (3) Data Plan 125/mo	3,720
	Accessories/replacement	1,080
		4,800
7430	Repairs & Maintenance - Equipment	
	Maintenance Equipment	5,500
7431	Repair & Maintenance - Building	
	General Facility Maintenance	16,000
	Park General Repairs	5,000
		21,000
7432	Repair & Maintenance - Vehicles	9,000
7433	Repair & Maintenance - Streets	
	Misc costs- Traffic control etc	12,075
	On Call Paving	35,000
		\$ 47,075



City of Calimesa Public Works Fiscal Year 2023-24

Fund 01 - General Fund
Dept 5100

7445	Equipment Rental	Tool Rental	\$	2,000
7585	Travel and Training	Staff Training		4,000
7735	Special Supplies	Employee Safety gear, decals/logos		8,650
Totals				\$ 373,305

This page intentionally left blank



Non-Departmental Program Overview



Program Description and Purpose

The non-departmental department provides for a variety of services and expenditures not allocated directly to a specific department or program, but which are for the benefit of the entire organization. Some of these areas include copying, printing, postage, general office supplies, utilities, community partnership requests, and transfers out of the General Fund to support activity within Special Revenue and Capital Improvement funds.

FY 2023-2024 Goals and Objectives

- Plan a successful Calimesa “State of the City” event in collaboration with the Calimesa Chamber.
- Plan a successful Calimesa Christmas Tree Lighting event.
- Plan a successful Calimesa Earth Day event.

FY 2022-2023 Accomplishments

- Successfully completed a Calimesa “State of the City” event in collaboration with the Calimesa Chamber.
- Successfully completed the City’s first Annual Christmas Tree Lighting event.
- Successfully completed the City’s first Earth Day event.

This page intentionally left blank



City of Calimesa
Non-Departmental
Fiscal Year 2023-24

	Actuals Fiscal Year 2020-21	Actuals Fiscal Year 2021-22	Amended Budget Fiscal Year 2022-23	Projected Actuals Fiscal Year 2022-23	Adopted Fiscal Year 2023-24
Fund 01 - General Fund					
Dept 8100					
PERSONNEL COSTS					
6010 Salaries	\$ -	\$ -	\$ -	\$ -	\$ -
6400 Benefits	-	-	-	-	-
OPERATIONS & MAINTENANCE					
7210 Professional Services	-	-	-	-	45,000
7219 Bank Charges	27,252	29,345	20,000	20,000	20,000
7230 Other Contract Services	26,198	26,353	33,372	33,372	33,372
7410 Utilities - Electric	10,648	21,698	21,000	21,000	24,000
7412 Utilities - Water/Sewer	2,289	2,580	2,400	2,400	2,400
7431 Repairs & Maintenance - Bldg	10,063	1,777	6,520	6,520	6,520
7432 Repairs & Maintenance - Vehicle	1,836	2,468	4,000	4,000	4,000
7560 Printing	3,004	4,051	3,000	3,000	3,000
7610 Office Supplies	10,448	12,544	11,000	11,000	11,000
7615 Postage	8,041	8,246	9,000	9,000	9,000
7655 Publications/Newsletters	35	40	100	100	100
7656 Permits/Fees	-	81	325	325	325
7735 Special Supplies	500	296	11,900	11,900	900
7740 Fuel & Oil	1,872	2,404	3,000	3,000	3,000
7750 Supplies - Paper/Custodial	462	488	800	800	800
7770 Miscellaneous	4,095	10,576	12,800	12,800	500
7780 Emerg. Incident Expense-SW Fire	111,397	-	-	-	-
7781 Emerg. Expense - COVID-19	42,050	-	-	-	-
7800 Community Partnerships	23,618	19,421	33,740	33,740	27,240
	283,808	142,368	172,957	172,957	191,157
7100 Less: Costs Allocated Out	9,398	15,056	23,674	23,674	29,327
	274,410	127,312	149,283	149,283	161,830
TRANSFERS OUT					
9500 Transfer Out 13 Insurance	50,000	-	-	-	-
9500 Transfer Out 16 Capital Projects	-	-	1,000,000	1,000,000	1,175,000
9500 Transfer Out 20 Capital Proj ADA	5,000	5,000	5,000	5,000	5,000
9500 Transfer Out 21 AQMD	-	1,849	-	-	-
9500 Transfer Out 24 Gas Tax	-	-	23,705	23,705	-
9500 Transfer Out 25 Measure A	44,000	-	-	-	-
9500 Transfer Out 28 LLMD	65,000	85,000	85,000	85,000	85,000
9500 Transfer Out 75 Vehicle Fund	-	-	-	-	750,000
9500 Transfer Out 76 IT Fund	-	-	-	-	193,900
	164,000	91,849	1,113,705	1,113,705	2,208,900
Net Non-Departmental	\$ 438,410	\$ 219,161	\$ 1,262,988	\$ 1,262,988	\$ 2,370,730



City of Calimesa
Non-Departmental
Fiscal Year 2023-24

Fund 01 - General Fund
Dept 8100

7210	Professional Services - Emergency Management Services (Citywide)	\$	45,000
7219	Bank Charges		20,000
7230	Other Contract Services		
	Amazon Prime		200
	Copy Charges & Copier Rental		24,000
	Pitney Bowes Rental		1,900
	Map Printer/Scanner - \$606/mo		7,272
			33,372
7410	Utilities - Electric	Approx. \$2,000 per Month	24,000
7412	Utilities - Water/sewer	Approx. \$200 per Month	2,400
7431	Repair & Maintenance - Building		
	Exterminator \$45/mo		540
	Burgenson Maint Contract - 4@\$250		1,000
	Troy Alarm-50% of annual fee		180
	Building expenditures		4,800
			6,520
7432	Repair & Maintenance - Vehicle		4,000
7560	Printing		3,000
7610	Office Supplies	City Wide	11,000
7615	Postage	City Wide	9,000
7655	Publications/Newsletters	Newsmirror Subscription	100
7656	Permits/Fees		
	Document Recording Fee- City Wide		300
	So. Mesa Annual Assessment		25
			325
7735	Special Supplies	Annual Community Service Awards	450
		Certificates of Recognition - various	450
			900
7740	Fuel & Oil	Vehicle Pool	3,000
7750	Supplies-Paper/custodial	Custodial supplies	\$ 800

City of Calimesa Non-Departmental Fiscal Year 2023-24

**Fund 01 - General Fund
Dept 8100**

7770	Miscellaneous	Community Meetings - Host 2	\$ 500
			500
7800	Community Partnerships		
	Cultural Performing Arts		8,000
	VFW - Memorial Day		500
	Donation request		500
	Chamber of Commerce		4,000
	State of the City		10,000
	Chamber Installation Dinner		700
	Summer Lunch in the Park		500
	Christmas Tree Lighting Event		1,000
	Earth Day Event		1,000
	Community Connect		1,040
			27,240
9500	Transfers Out		
	Capial Projects Fund (16)		1,175,000
	Capital Projects ADA Improvements (20)		5,000
	Landscape, Lighting & Maintenance District Fund (28)		85,000
	Vehicles New and Replacement		750,000
	Information Technology New and Replacement		193,900
			2,208,900
Totals			\$ 2,400,057

This page intentionally left blank

Special Revenue Funds CFD Successor Agency

This page intentionally left blank



CITY OF CALIMESA
 Special Deposits
 Special Revenue Funds - Expenditure Summary

	Actuals Fiscal Year 2020-21	Actuals Fiscal Year 2021-22	Amended Budget Fiscal Year 2022-23	Projected Actuals Fiscal Year 2022-23	Adopted Fiscal Year 2023-24
Fund					
Fund 12 - Special Deposits	\$ -	\$ -	\$ -	\$ -	\$ -
Fund 13 - Insurance	16,414	90,607	2,000	3,346	6,000
Fund 14 - Supplemental Law Enforcement Safety	149,798	144,867	157,523	157,023	163,699
Fund 16 - Capital Project Fund incl ARPA	-	-	2,273,810	2,273,810	2,692,356
Fund 18 - Planning Grants	38,608	182,697	44,200	44,200	-
Fund 19 - Library	16,957	18,765	336,746	336,746	33,900
Fund 20 - Capital Projects ADA Improvements	-	5,998	53,256	53,256	-
Fund 21 - Air Quality Management District	70	2,458	1,340	1,340	1,270
Fund 22 -Road Maintenance & Rehab Account	-	-	732,705	732,705	310,000
Fund 24 - Gas Tax	211,825	239,043	269,302	269,302	326,833
Fund 25 - Measure A	657,378	17,088	539,593	539,593	625,440
Fund 26 - Housing Rehab. - State Grant	2,768	3,900	3,500	3,615	3,500
Fund 27 - Housing Rehab. - Federal Grant	-	325	-	1,428	1,000
Fund 28 - Landscape, Lighting & Maintenance	164,130	155,628	213,184	213,184	207,348
Fund 31 - Fire Facilities Fees	70,107	55,835	54,758	55,758	56,551
Fund 32 - Flood Control & Drainage Fees	261,100	35,956	8,143,532	8,143,532	125,184
Fund 33 - Administration Facilities Fees	241,969	138,826	414,406	414,406	5,984
Fund 34 - Library Facilities Fees	4,349	4,453	1,116,101	1,116,101	5,184
Fund 35 - Law Enforcement Facilities Fees	3,426	4,280	4,632	4,632	5,184
Fund 36 - Traffic Improvement Fees	986,077	2,517,883	15,014,428	15,014,428	6,919,947
Fund 39 - Park Improvement Fees	5,557	9,796	249,593	249,593	3,288,734
Fund 42 - Multi Species Habitat Cnsv. Plan MSHCP	2,601,046	134,139	-	-	10,000
Fund 47 - CFD 2018-1 Facilities IA1 SW Ranch	14,560,581	661,892	690,266	690,266	688,545
Fund 48 - CFD - Mesa Verde	8,114	757	-	-	-
Fund 49 - CFD 2012-1 Facilities IA2 Singleton Hts.	213,923	218,542	226,320	226,320	226,060
Fund 51 - CFD - Public Services 1	325,005	660,506	703,679	712,735	987,195
Fund 52 - CFD 2013-1 Facilities IA1 JP Ranch	94,824	89,762	94,853	94,853	94,972
Fund 53 - CFD 2012-1 Facilities IA1 Singleton Hts.	160,631	159,189	168,342	168,342	168,056
Fund 54 - CFD 2013-1 Facilities IA3 JP Ranch	1,348,004	748,171	150,450	150,450	150,383
Fund 55 - CFD 2012-1 Maintenance Singleton Hts.	12,215	81,209	226,468	226,468	249,310
Fund 56 - CFD 2013-1 Maintenance JP Ranch	161,653	178,395	255,225	255,225	251,650
Fund 57 - CFD 2018-1 Maintenance Summerwind	8,447	15,560	51,127	51,127	62,743
Fund 58 - CFD Heritage Oaks	-	-	-	-	-
Fund 59 - CFD 2013-1 Facilities IA2 JP Ranch	74,555	76,128	81,162	81,162	81,357
Fund 67 - Successor Agency	291,920	289,421	295,501	295,501	209,070
Fund 71 - California Recycling Grant	-	6,940	5,000	5,000	5,000
Fund 75 - Vehicle Fund	-	-	-	-	315,000
Fund 76 - Information Technology Fund	-	-	-	-	68,900
Totals	\$ 22,691,450	\$ 6,949,015	\$ 32,573,002	\$ 32,585,447	\$ 18,346,354

This page intentionally left blank





City of Calimesa
Special Deposits
Fiscal Year 2023-24

	Actuals Fiscal Year 2020-21	Actuals Fiscal Year 2021-22	Amended Budget Fiscal Year 2022-23	Projected Actuals Fiscal Year 2022-23	Adopted Fiscal Year 2023-24
Fund 12 - Special Deposits					
Fund Balance, Beginning of Year	\$ -	\$ 19	\$ 56	\$ 56	\$ 56
REVENUE					
12-0000-4650 Interest	19	38	-	-	-
12-0000-9501 Transfer In	-	-	-	-	-
TOTAL REVENUE	19	38	-	-	-
TOTAL AVAILABLE	\$ 19	\$ 56	\$ 56	\$ 56	\$ 56
EXPENDITURES					
12-0000-7770 Miscellaneous	-	-	-	-	-
TOTAL EXPENDITURE	-	-	-	-	-
FUND TOTAL	\$ 19	\$ 56	\$ 56	\$ 56	\$ 56

This fund accounts for Deposits from third parties that may be refundable in the future.



City of Calimesa
Insurance
Fiscal Year 2023-24

	Actuals Fiscal Year 2020-21	Actuals Fiscal Year 2021-22	Amended Budget Fiscal Year 2022-23	Projected Actuals Fiscal Year 2022-23	Adopted Fiscal Year 2023-24
Fund 13 - Insurance					
Fund Balance, Beginning of Year	\$ 136,045	\$ 177,014	\$ 127,745	\$ 127,745	\$ 132,949
REVENUE					
13-0000-4650 Interest	740	489	750	2,200	1,100
13-0000-4119 Reimbursements	6,643	40,849	6,350	6,350	6,000
TOTAL REVENUE	57,383	41,338	7,100	8,550	7,100
TOTAL AVAILABLE	\$ 193,428	\$ 218,352	\$ 134,845	136,295	\$ 140,049
EXPENDITURES					
13-0000-7210 Professional Services	16,414	90,607	2,000	3,346	6,000
TOTAL EXPENDITURE	16,414	90,607	2,000	3,346	6,000
FUND TOTAL	\$ 177,014	\$ 127,745	\$ 132,845	\$ 132,949	\$ 134,049

CIRA Reserve for Future Claims estimated at three times Self-Insured Retentions (SIR) of General Liability, Workers' Compensation and Property Insurance



City of Calimesa
 Supplemental Law Enforcement Safety
 Fiscal Year 2023-24

	Actuals Fiscal Year 2020-21	Actuals Fiscal Year 2021-22	Amended Budget Fiscal Year 2022-23	Projected Actuals Fiscal Year 2022-23	Adopted Fiscal Year 2023-24
Fund 14 - Supplemental Law Enforcement Safety					
Fund Balance, Beginning of Year	\$ 53,023	\$ 60,280	\$ 77,010	\$ 77,010	\$ 83,637
REVENUE					
14-0000-4650 Interest	328	312	185	1,650	825
14-0000-4800 Other Governmental Revenues	156,727	161,285	162,000	162,000	162,000
14-0000-9501 Transfer In	-	-	-	-	-
TOTAL REVENUE	157,054	161,597	162,185	163,650	162,825
TOTAL AVAILABLE	\$ 210,077	\$ 221,877	\$ 239,195	\$ 240,660	\$ 246,462
EXPENDITURES					
14-0000-7100 Overhead Allocation	5,804	6,336	5,317	5,317	500
14-0000-7240 Contract - Regular Pay	130,103	128,967	138,706	138,706	142,174
14-0000-7241 Contract - Overtime Pay	(776)	280	1,000	1,000	1,025
14-0000-7590 Meeting/Mileage Reimb.	14,667	9,284	12,000	12,000	12,000
14-0000-7725 Minor Equipment	-	-	-	-	8,000
14-0000-7735 Supplies - Special	-	-	500	-	-
TOTAL EXPENDITURE	149,798	144,867	157,523	157,023	163,699
FUND TOTAL	\$ 60,280	\$ 77,010	\$ 81,672	\$ 83,637	\$ 82,763

These funds were created by AB1480 to provide additional resources at the local level to fight crime and protect public safety. These funds are used for special programs and operations related to community oriented policing. These funds also provide resources for parole sweeps, DUI check point programs, and other operations.



City of Calimesa
 Capital Projects including American Rescue Plan Act (ARPA)
 Fiscal Year 2023-24

	Actuals Fiscal Year 2020-21	Actuals Fiscal Year 2021-22	Amended Budget Fiscal Year 2022-23	Projected Actuals Fiscal Year 2022-23	Adopted Fiscal Year 2023-24
Fund 16 - Capital Project including ARPA					
Fund Balance, Beginning of Year	-	-	3,935	3,935	39,935
REVENUE					
16-0000-4650 Interest	-	3,935	2,500	36,000	18,000
16-2082-4800 Other Governmental Revenues	-	-	1,273,810	1,273,810	917,356
16-0000-9501 Transfer in Measure A	-	-	-	-	600,000
16-0000-9501 Transfer in General Fund	-	-	1,000,000	1,000,000	1,175,000
TOTAL REVENUE	-	3,935	2,276,310	2,309,810	2,710,356
TOTAL AVAILABLE	\$ -	\$ 3,935	\$ 2,280,245	\$ 2,313,745	\$ 2,750,291
EXPENDITURES					
16-2031-8700 CIP Projects - Roof	-	-	-	-	135,000
16-2030-8700 CIP Projects - Flooring	-	-	-	-	40,000
16-2082-8700 Streets	-	-	2,273,810	2,273,810	2,517,356
TOTAL EXPENDITURE	-	-	2,273,810	2,273,810	2,692,356
FUND TOTAL	\$ -	\$ 3,935	\$ 6,435	\$ 39,935	\$ 57,935

CIP Project 2082: Citywide Pavement Management Rehabilitation Program
 CIP Project 2030: City Hall and Annex Flooring Replacement
 CIP Project 2031: Civic Center Roof Replacements (City Hall, Senior Center & Fire Department)

This fund has been established to track and manage the City of Calimesa's major capital projects.



City of Calimesa
 Planning Grants
 Fiscal Year 2023-24

	Actuals Fiscal Year 2020-21	Actuals Fiscal Year 2021-22	Amended Budget Fiscal Year 2022-23	Projected Actuals Fiscal Year 2022-23	Adopted Fiscal Year 2023-24
Fund 18 - Planning Grants					
Fund Balance, Beginning of Year	\$ -	\$ -	\$ -	\$ -	\$ -
REVENUE					
18-0000-4625 Miscellaneous	-	16,900	-	-	-
18-3155-4823 Misc. State Grants	38,191	121,710	20,495	20,495	-
18-3156-4823 LEAP Grants - Misc. State Grants	418	44,088	-	-	-
18-0000-9501 Transfer from Other Funds	-	-	23,705	23,705	-
TOTAL REVENUE	38,608	182,697	44,200	44,200	-
TOTAL AVAILABLE	\$ 38,608	\$ 182,697	\$ 44,200	\$ 44,200	\$ -
EXPENDITURES					
18-0000-7210 Professional Services	-	16,900	23,705	23,705	-
18-3155-7210 Professional Services	38,191	123,250	-	-	-
18-3156-7210 LEAP Grants - Prof. Services	418	42,548	20,495	20,495	-
TOTAL EXPENDITURE	38,608	182,697	44,200	44,200	-
FUND TOTAL	\$ -	\$ -	\$ -	\$ -	\$ -

This fund was established to account for Planning Department related grants. During 20-21, the City Council accepted 2 grants: Housing and Community Development (“HCD”) LEAP program and an SB 2 grant. Both are being used to prepare a “Residential Infill Priority Area Overlay Zone” that will facilitate the City’s compliance with certain State mandates.



City of Calimesa
 Library
 Fiscal Year 2023-24

	Actuals Fiscal Year 2020-21	Actuals Fiscal Year 2021-22	Amended Budget Fiscal Year 2022-23	Projected Actuals Fiscal Year 2022-23	Adopted Fiscal Year 2023-24
Fund 19 - Library					
Fund Balance, Beginning of Year	\$ 266,677	\$ 286,774	\$ 305,459	\$ 305,459	\$ 93,111
REVENUE					
19-0000-4650 Interest	1,987	1,376	860	6,600	3,300
19-0000-4800 Revenue - Special Taxes	35,067	36,074	36,000	37,937	36,000
19-0000-4807 Revenue from Bookstore	-	-	1,000	1,000	1,000
19-0000-4808 Revenue from Giving Tree	-	-	1,000	1,000	1,000
19-0000-4921 Revenue from Donation	-	-	77,861	77,861	-
TOTAL REVENUE	37,054	37,450	116,721	124,398	41,300
TOTAL AVAILABLE	\$ 303,731	\$ 324,224	\$ 422,180	\$ 429,857	\$ 134,411
EXPENDITURES					
19-0000-7100 Overhead Allocation	7,188	6,775	7,000	7,000	8,300
19-0000-7431 Repair & Maintenance - Building	1,168	1,047	5,000	5,000	5,000
19-0000-7585 Travel and Training	-	-	500	500	500
19-0000-7725 Minor Equipment	6,669	8,379	4,200	4,200	4,200
19-0000-7735 Special Supplies	858	-	7,000	7,000	7,000
19-0000-7607 Scholarships	1,000	2,000	3,000	3,000	3,000
19-0000-7608 Cultural Art Program Donation	-	-	400	400	400
19-0000-7609 Summer Reading - Library Progr.	74	564	5,500	5,500	5,500
19-0000-8400 Buildings	-	-	-	-	-
19-0000-8600 Facilities	-	-	304,146	304,146	-
TOTAL EXPENDITURE	16,957	18,765	336,746	336,746	33,900
FUND TOTAL	\$ 286,774	\$ 305,459	\$ 85,434	\$ 93,111	\$ 100,511

The City of Calimesa is a member of the Riverside County Library System. However, a portion of the City was previously a member of the Beaumont Library District. When the Beaumont Library District annexed into the Riverside County Library System the City was entitled to receive the tax increment for the portion of the City affected by the annexation. The tax increment from the annexation is forwarded to the City allowing local control of funds and providing additional funding for the City of Calimesa Library. The Calimesa Library Commission monitors activities and funds for the City of Calimesa Library.



City of Calimesa
Capital Projects - ADA CIP Projects
Fiscal Year 2023-24

	Actuals Fiscal Year 2020-21	Actuals Fiscal Year 2021-22	Amended Budget Fiscal Year 2022-23	Projected Actuals Fiscal Year 2022-23	Adopted Fiscal Year 2023-24
Fund 20 - Capital Projects ADA Improvements					
Fund Balance, Beginning of Year	\$ 55,030	\$ 60,327	\$ 59,545	\$ 59,545	\$ 55,503
REVENUE					
20-0000-4650 Interest	297	216	350	450	225
20-2095-4800 Other Governmental Revenue	-	-	46,068	43,764	-
20-0000-9501 Transfer In - from General Fund	5,000	5,000	5,000	5,000	5,000
TOTAL REVENUE	5,297	5,216	51,418	49,214	5,225
TOTAL AVAILABLE	\$ 60,327	\$ 65,543	\$ 110,963	\$ 108,759	\$ 60,728
EXPENDITURES					
20-0000-9500 Transfer Out - ADA portion of CIP	-	-	-	-	-
20-2095-7431 Repair and Maint. - Buildings	-	5,998	53,256	53,256	-
TOTAL EXPENDITURE	-	5,998	53,256	53,256	-
FUND TOTAL	\$ 60,327	\$ 59,545	\$ 57,707	\$ 55,503	\$ 60,728

CIP Project 2095: ADA Sr. Center Phase I CDBG Grant 01-21 (Completed FY2022-23)
CIP Project 2096: ADA Sr. Center Phase II CDBG Grant 03-22
CIP Project 2097: ADA Sr. Center Phase III CDBG Grant 11-22

This fund receives annual funding from the General Fund to establish reserve to ensure American with Disabilities Act (ADA) compliance and reports the CDBG Grant funding and related expenditures.



City of Calimesa
Air Quality Management District (AQMD)
Fiscal Year 2023-24

	Actuals Fiscal Year 2020-21	Actuals Fiscal Year 2021-22	Amended Budget Fiscal Year 2022-23	Projected Actuals Fiscal Year 2022-23	Adopted Fiscal Year 2023-24
Fund 21 - Air Quality Management District					
Fund Balance, Beginning of Year	\$ 18,962	\$ 31,192	\$ 43,564	\$ 43,564	\$ 55,649
REVENUE					
21-0000-4650 Interest	118	133	70	725	350
21-0000-4820 Air Quality Allocations	12,182	12,849	12,700	12,700	12,700
21-0000-9501 Transfer from General Fund	-	1,849	-	-	-
TOTAL REVENUE	12,300	14,830	12,770	13,425	13,050
TOTAL AVAILABLE	\$ 31,262	\$ 46,022	\$ 56,334	\$ 56,989	\$ 68,699
EXPENDITURES					
21-0000-7100 Overhead Allocation	70	70	70	70	-
21-0000-7210 Professional Services	-	2,388	1,270	1,270	1,270
TOTAL EXPENDITURE	70	2,458	1,340	1,340	1,270
FUND TOTAL	\$ 31,192	\$ 43,564	\$ 54,994	\$ 55,649	\$ 67,429

This fund accounts for AB 2766 Subvention funds that can only be used to fund expenditures that promote improved air quality.

City of Calimesa Road Maintenance and Rehabilitation Account (RMRA) Fiscal Year 2023-24

	Actuals Fiscal Year 2020-21	Actuals Fiscal Year 2021-22	Amended Budget Fiscal Year 2022-23	Projected Actuals Fiscal Year 2022-23	Adopted Fiscal Year 2023-24
Fund 22 -Road Maintenance & Rehab Account					
Fund Balance, Beginning of Year	\$ 185,398	\$ 359,652	\$ 569,161	\$ 569,161	\$ 86,741
<u>REVENUE</u>					
22-0000-4650 Interest	1,308	1,721	900	10,300	5,000
22-0000-4522 Road Maint. Rehab Acct.	172,946	207,789	239,985	239,985	269,426
TOTAL REVENUE	174,254	209,510	240,885	250,285	274,426
TOTAL AVAILABLE	\$ 359,652	\$ 569,161	\$ 810,046	\$ 819,446	\$ 361,167
<u>EXPENDITURES</u>					
22-2087-9500 Transfer to fund 36 for Project 2087	-	-	732,705	732,705	310,000
TOTAL EXPENDITURE	-	-	732,705	732,705	310,000
FUND TOTAL	\$ 359,652	\$ 569,161	\$ 77,341	\$ 86,741	\$ 51,167

CIP Project 2087: County Line Road Intersection and Other Impr. (Bryant, 2nd & 3rd) and LPP

This fund was established as a result of the passage of Senate Bill 1. Funds must be used for certain street rehabilitation purposes.

This page intentionally left blank



City of Calimesa
Gas Tax
Fiscal Year 2023-24

	Actuals Fiscal Year 2020-21	Actuals Fiscal Year 2021-22	Amended Budget Fiscal Year 2022-23	Projected Actuals Fiscal Year 2022-23	Adopted Fiscal Year 2023-24
Fund 24 - Gas Tax					
Fund Balance, Beginning of Year	\$ 17,122	\$ 23,298	\$ 32,613	\$ 32,613	\$ 51,322
REVENUE					
24-0000-4650 Interest	175	33	65	320	160
24-0000-4523 HUTA-2103 - Traffic Congestion	65,803	80,039	92,007	92,007	108,002
24-0000-4525 HUTA-2105	48,707	57,013	63,743	63,743	71,519
24-0000-4526 HUTA-2106	34,392	40,086	42,943	42,943	49,006
24-0000-4527 HUTA-2107	65,924	68,187	86,998	86,998	85,904
24-0000-4528 HUTA-2107.5	3,000	3,000	2,000	2,000	2,000
TOTAL REVENUE	218,001	248,358	287,756	288,011	316,591
TOTAL AVAILABLE	\$ 235,123	\$ 271,656	\$ 320,369	\$ 320,624	\$ 367,913
EXPENDITURES					
24-0000-6010 Salary/Benefits	126,188	131,474	138,460	138,460	149,763
24-0000-7100 Overhead Allocation	6,621	22,440	30,342	30,342	36,770
24-0000-7210 Professional Services	22,523	15,438	20,000	20,000	35,000
24-0000-7230 Other Contract Services	11,351	17,440	15,000	15,000	15,000
24-0000-7415 Utilities - Street Lights	1,925	2,442	1,900	1,900	1,900
24-0000-7420 Communications	2,512	2,328	3,300	3,300	3,300
24-0000-7430 Repair & Maintenance - Equip	-	-	1,000	1,000	1,000
24-0000-7432 Repair & Maintenance - Vehicles	79	209	2,500	2,500	2,500
24-0000-7433 Repair & Maintenance - Streets	32,618	32,726	38,800	38,800	55,600
24-0000-7725 Minor Equipment	-	-	-	-	8,000
24-0000-7740 Fuel & Oil	8,008	14,546	18,000	18,000	18,000
TOTAL EXPENDITURE	211,825	239,043	269,302	269,302	326,833
FUND TOTAL	\$ 23,298	\$ 32,613	\$ 51,067	\$ 51,322	\$ 41,080

Staff Allocations:

Mainnance Supervisor	0.25
Lead Maintenance Worker	0.65
Maintenance	0.65
Total FTE	1.55



City of Calimesa
Gas Tax
Fiscal Year 2023-24

Fund: 24 - Gas Tax
Dept: 0000

7100 Overhead Allocation	
City Administrative Cost	\$ 36,770
7210 Professional Services	
Interim Public Works - contract employees	20,000
NPDES - Catch Basin Cleaning	15,000
	35,000
7230 Other Contract Services	
Siemens Industry-Maintenance/Emergency	15,000
7415 Utilities-Street Lights	
DOT-Signal Lights	1,900
7420 Communication	
DigAlert	3,300
7430 Repair & Maintenance-Equipment	1,000
7432 Repair & Maintenance-Vehicles	2,500
7433 Repair & Maintenance-Streets	
Supplies (Cold Patch, Signage, etc.)	10,000
Weed Control	12,000
Street Sweeping	33,600
	55,600
7725 Minor Equipment	8,000
7740 Fuel & Oil	18,000
Total	\$ 177,070



City of Calimesa
Measure A
Fiscal Year 2023-24

	Actuals Fiscal Year 2020-21	Actuals Fiscal Year 2021-22	Amended Budget Fiscal Year 2022-23	Projected Actuals Fiscal Year 2022-23	Adopted Fiscal Year 2023-24
Fund 25 - Measure A					
Fund Balance, Beginning of Year	\$ 800,660	\$ 429,417	\$ 715,038	\$ 715,038	\$ 498,045
REVENUE					
25-0000-4650 Interest	3,523	1,991	9,600	12,600	6,300
25-2064-4800 Other Gov't. - CIP Project	-	-	-	-	-
25-2086-9501 Transfer from Gen. Fund (project 2086)	44,000	-	-	-	-
25-0000-5000 Measure A Revenue (RCTC)	238,612	300,718	310,000	310,000	318,000
TOTAL REVENUE	286,135	302,709	319,600	322,600	324,300
AMOUNT AVAILABLE	\$ 1,086,795	\$ 732,125	\$ 1,034,638	\$ 1,037,638	\$ 822,345
EXPENDITURES					
25-0000-7100 Overhead Allocation	12,320	15,360	21,920	21,920	25,440
25-2082-9500 Transfers Out to Cap Proj Pavement	-	-	-	-	600,000
25-2066-8700 CIP Project	178,286	-	-	-	-
25-2082-8700 CIP Project	-	-	312,673	312,673	-
25-2082-7220 Engineering Services	-	1,728	-	-	-
25-2086-8700 CIP Project	466,772	-	-	-	-
25-2088-8700 CIP Project	-	-	135,000	135,000	-
25-2089-8700 CIP Project	-	-	70,000	70,000	-
TOTAL EXPENDITURE	657,378	17,088	539,593	539,593	625,440
FUND TOTAL	\$ 429,417	\$ 715,038	\$ 495,045	\$ 498,045	\$ 196,905

CIP Project 2066: Brady Lane Street Rehabilitation (Avenue L to Myrtlewood)
 CIP Project 2082: Citywide Pavement Management Rehabilitation Program
 CIP Project 2086: Bryant/Singleton Pavement and Striping
 CIP Project 2088: CLR Paving 3rd to California
 CIP Project 2089: CLR California to Bryant

This fund was established to account for revenue and expenditures relative to transportation improvements funded by a 1/2 cent sales tax approved in 1988 and 2002 by Riverside County voters.



City of Calimesa
HOME State Housing Rehabilitation Grant
Fiscal Year 2023-24

	Actuals Fiscal Year 2020-21	Actuals Fiscal Year 2021-22	Amended Budget Fiscal Year 2022-23	Projected Actuals Fiscal Year 2022-23	Adopted Fiscal Year 2023-24
Fund 26 - Housing Rehab. - State Grant					
Fund Balance, Beginning of Year	\$ 967,868	\$ 968,510	\$ 965,691	\$ 965,691	\$ 969,776
REVENUE					
26-0000-4650 Interest	642	692	-	4,200	2,100
26-5005-4800 HOME grant revenue	2,768	389	3,500	3,500	3,500
TOTAL REVENUE	3,410	1,081	3,500	7,700	5,600
TOTAL AVAILABLE	\$ 971,278	\$ 969,591	\$ 969,191	\$ 973,391	\$ 975,376
EXPENDITURES					
26-5005-7210 Professional Services	2,768	3,900	3,500	3,615	3,500
TOTAL EXPENDITURE	2,768	3,900	3,500	3,615	3,500
FUND TOTAL	\$ 968,510	\$ 965,691	\$ 965,691	\$ 969,776	\$ 971,876

Funding from the State of California Department of Housing and Community Development(HCD) for the purpose of rehabilitation of owner occupied homes. Home owners must meet income guidelines set by HCD.

City of Calimesa
HOME CDBG Housing Rehabilitation Grant
Fiscal Year 2023-24

	Actuals Fiscal Year 2020-21	Actuals Fiscal Year 2021-22	Amended Budget Fiscal Year 2022-23	Projected Actuals Fiscal Year 2022-23	Adopted Fiscal Year 2023-24
Fund 27 - Housing Rehab. - Federal Grant					
Fund Balance, Beginning of Year	\$ 436,039	\$ 436,039	\$ 435,936	\$ 435,936	\$ 435,008
REVENUE					
27-0000-4650 Interest Income	-	222	-	500	250
27-5014-4813 HOME grant revenue	-	-	-	-	-
TOTAL REVENUE	-	222	-	500	250
TOTAL AVAILABLE	\$ 436,039	\$ 436,261	\$ 435,936	\$ 436,436	\$ 435,258
EXPENDITURES					
27-5014-7210 Professional Services	-	325	-	1,428	1,000
TOTAL EXPENDITURE	-	325	-	1,428	1,000
FUND TOTAL	\$ 436,039	\$ 435,936	\$ 435,936	\$ 435,008	\$ 434,258

This page intentionally left blank



City of Calimesa
LLMD - Landscape, Lighting & Maintenance District
Fiscal Year 2023-24

	Actuals Fiscal Year 2020-21	Actuals Fiscal Year 2021-22	Amended Budget Fiscal Year 2022-23	Projected Actuals Fiscal Year 2022-23	Adopted Fiscal Year 2023-24
Fund 28 - Landscape, Lighting & Maintenance					
Fund Balance, Beginning of Year	\$ 11,105	\$ 11,596	\$ 45,638	\$ 45,638	\$ 25,534
REVENUE					
28-0000-4006 LLMD Property Tax	99,612	104,584	100,000	108,000	108,000
28-0000-4650 Interest	9	86	-	80	40
28-0000-9501 Transfer In	65,000	85,000	85,000	85,000	85,000
TOTAL REVENUE	164,621	189,670	185,000	193,080	193,040
TOTAL AVAILABLE	\$ 175,726	\$ 201,266	\$ 230,638	\$ 238,718	\$ 218,574
EXPENDITURES					
28-0000-6010 Salary/Benefits	63,519	68,280	70,234	70,234	75,898
28-0000-7100 Overhead Allocation	24,217	10,000	10,000	10,000	20,000
28-0000-7210 Professional Services	9,177	7,719	38,350	38,350	38,350
28-0000-7220 Engineering Services	3,226	2,820	3,000	3,000	3,000
28-0000-7410 Utilities - Electric	7,286	7,777	8,200	8,200	8,200
28-0000-7412 Utilities - Water	8,021	9,781	8,500	8,500	8,500
28-0000-7415 Utilities - Street Lights	44,571	41,591	45,500	45,500	45,500
28-0000-7430 Repair & Maintenance - Equipment	911	814	1,200	1,200	1,200
28-0000-7431 Repair & Maintenance - Building	-	2,147	1,500	1,500	1,500
28-0000-7550 Advertising	78	110	200	200	200
28-0000-7725 Minor Equipment	1,006	724	24,000	24,000	2,500
28-0000-7735 Supplies - Special	2,118	3,865	2,500	2,500	2,500
TOTAL EXPENDITURE	164,130	155,628	213,184	213,184	207,348
FUND TOTAL	\$ 11,596	\$ 45,638	\$ 17,454	\$ 25,534	\$ 11,226

Staff Allocations:

Maintenance Supervisor	0.25
Lead Maintenance Worker	0.25
Maintenance Worker I (2)	0.25
Total FTE	0.75

This fund was established to account for revenue and expenditures associated with the City-wide Landscaping and Lighting Maintenance Assessment District No. 91-1



City of Calimesa
LLMD - Landscape, Lighting & Maintenance District
Fiscal Year 2023-24

**Fund 28 - LLMD Fund
Dept 0000**

7100	Overhead Allocation City Administrative Cost	\$ 20,000
7210	Professional Services Public Works - contract employees Annual Tree Removal/Trimming	23,350 <u>15,000</u> 38,350
7220	Engineering Services LLMD Annual Assessment	3,000
7410	Utilities-Electric Park/Parkways	8,200
7412	Utilities-Water/Sewer Park/Parkways	8,500
7415	Utilities-Street Lights Light standards through out city	45,500
7430	Repair & Maintenance-Equipment Repair of park equipment	1,200
7431	Repair & Maintenance-Building Park Restroom	1,500
7550	Advertising Public hearing notices-Annual LLMD Report	200
7725	Minor Equipment	2,500
7735	Special Supplies	2,500
Totals		\$ 131,450



City of Calimesa
Fire Facilities Fees
Fiscal Year 2023-24

	Actuals Fiscal Year 2020-21	Actuals Fiscal Year 2021-22	Amended Budget Fiscal Year 2022-23	Projected Actuals Fiscal Year 2022-23	Adopted Fiscal Year 2023-24
Fund 31 - Fire Facilities Fees					
Fund Balance, Beginning of Year	\$ 31,941	\$ 30,407	\$ (23,900)	\$ (23,900)	\$ (77,223)
REVENUE					
31-0000-4650 Interest	1,158	673	400	2,200	1,100
31-0000-4405 Mitigation Fees	67,416	854	1,000	235	43,666
TOTAL REVENUE	68,574	1,528	1,400	2,435	44,766
AMOUNT AVAILABLE	\$ 100,515	\$ 31,935	\$ (22,500)	\$ (21,465)	\$ (32,457)
EXPENDITURES					
31-0000-7100 Overhead Allocation	4,562	5,486	5,383	5,383	6,184
31-0000-7151 Debt Service - Principal	37,910	39,123	40,375	40,375	41,667
31-0000-7160 Interest Expense	11,557	11,226	9,000	10,000	8,700
31-0000-7210 Professional Services	-	-	-	-	-
31-0000-7220 Engineering Services	-	-	-	-	-
31-0000-8100 Equipment/Machinery	-	-	-	-	-
31-0000-8300 Vehicles	16,078	-	-	-	-
TOTAL EXPENDITURE	70,107	55,835	54,758	55,758	56,551
FUND TOTAL	\$ 30,407	\$ (23,900)	\$ (77,258)	\$ (77,223)	\$ (89,008)

Note: In 2019-20, the Law Enforcement DIF loaned this fund \$210,000 to buy a piece of equipment. Due to accounting rules, the loan doesn't show as revenue. Therefore, even though projected 2023-24 fund balance reflects as negative, there is cash from the loan available in this fund to make current and future debt service payments. Approximate June 30, 2023 cash balance is \$134,000. The City Council identified the need for additional Fire Service facilities as the population of the City increases. The future fire station will be located in the center/southside of the City. Funds generated are intended to fund the design, construction, and equipment for the new fire station location or enhancements/additions to existing facilities.



City of Calimesa
Flood Control & Drainage Fees
Fiscal Year 2023-24

	Actuals Fiscal Year 2020-21	Actuals Fiscal Year 2021-22	Amended Budget Fiscal Year 2022-23	Projected Actuals Fiscal Year 2022-23	Adopted Fiscal Year 2023-24
Fund 32 - Flood Control & Drainage Fees					
Fund Balance, Beginning of Year	\$ 2,297,188	\$ 2,904,351	\$ 2,997,473	\$ 2,997,473	\$ 2,124,108
REVENUE					
32-0000-4650 Interest	14,034	10,061	6,000	47,000	23,000
32-0000-4405 Mitigation Fees	682,094	119,018	30,000	2,529	484,602
32-2072-4799 Other Gov.Rev-Grants/Contrib.-RCFC	-	-	7,220,638	7,220,638	-
32-2072-4800 Other Gov.Rev-Grants/Contrib.-EPA	-	-	-	-	-
32-2091-4800 Other Gov.Rev-Grants/Contrib.FEMA	172,135	-	-	-	-
TOTAL REVENUE	868,264	129,078	7,256,638	7,270,167	507,602
AMOUNT AVAILABLE	\$ 3,165,452	\$ 3,033,430	\$ 10,254,111	\$ 10,267,640	\$ 2,631,710
EXPENDITURES					
32-0000-7100 Overhead Allocation	15,602	13,697	4,636	4,636	5,184
32-0000-7210 Professional Services	-	360	-	-	-
32-2072-7210 Professional Services	11,039	13,469	-	5,390	-
32-2072-7215 Legal Services	1,820	-	-	300	-
32-2072-7220 Engineering Services	10,175	-	-	-	-
32-2072-8700 Streets	-	8,288	8,138,896	8,133,206	120,000
32-2091-8700 Streets	222,464	143	-	-	-
TOTAL EXPENDITURE	261,100	35,956	8,143,532	8,143,532	125,184
FUND TOTAL	\$ 2,904,351	\$ 2,997,473	\$ 2,110,579	\$ 2,124,108	\$ 2,506,526

CIP Project 2072: Calimesa Creek (partially funded by EPA Grant and Riverside County Flood Control)
CIP Project 2091: Old Roberts Road Storm Drain and Pavement Failure

The City Council thru the "Master Flood Control and Drainage Plan" dated July 16, 1992 authorized by Robert H. Born has identified and established the storm drain deficiencies within the City of Calimesa. The Born Study identifies the systems that are needed to relieve flooding in the city and to provide for protection of private and public facilities from the 100 year storm. The facilities identified in the study are the facilities that may be built with these development fees.



City of Calimesa
Administrative Facilities Fees
Fiscal Year 2023-24

	Actuals Fiscal Year 2020-21	Actuals Fiscal Year 2021-22	Amended Budget Fiscal Year 2022-23	Projected Actuals Fiscal Year 2022-23	Adopted Fiscal Year 2023-24
Fund 33 - Administration Facilities Fees					
Fund Balance, Beginning of Year	\$ 2,290,454	\$ 2,805,623	\$ 2,770,659	\$ 2,770,659	\$ 2,399,943
REVENUE					
33-0000-4650 Interest	14,661	10,175	6,400	42,600	22,000
33-0000-4405 Mitigation fees	742,477	93,686	23,500	1,090	217,425
TOTAL REVENUE	757,138	103,862	29,900	43,690	239,425
AMOUNT AVAILABLE	\$ 3,047,592	\$ 2,909,485	\$ 2,800,559	\$ 2,814,349	\$ 2,639,368
EXPENDITURES					
33-0000-7100 Overhead Allocation	5,631	4,280	5,143	5,143	5,984
33-0000-7210 Professional Services	6,363	-	-	-	-
33-0000-7431 Repair & Maintenance Building	-	-	-	-	-
33-0000-8600 Facilities	225,300	-	-	-	-
33-2085-7210 Capital Projects	4,675	134,546	409,263	409,263	-
TOTAL EXPENDITURE	241,969	138,826	414,406	414,406	5,984
FUND TOTAL	\$ 2,805,623	\$ 2,770,659	\$ 2,386,153	\$ 2,399,943	\$ 2,633,384

CIP Project 2085: City Hall Expansion
CIP Project 0000: Generator for City Hall

The City of Calimesa through a nexus study dated January 2017, has established the City administration facility needed to administer the Governance of the City of Calimesa at build-out. The desired facility will have an approximate area of 48,000 sq ft and provide office space and a public works yard suitable through General Plan build out. These fees would be used for design and construction of the administrative facility.



City of Calimesa
Library Facilities Fees
Fiscal Year 2023-24

	Actuals Fiscal Year 2020-21	Actuals Fiscal Year 2021-22	Amended Budget Fiscal Year 2022-23	Projected Actuals Fiscal Year 2022-23	Adopted Fiscal Year 2023-24
Fund 34 - Library Facilities Fees					
Fund Balance, Beginning of Year	\$ 940,843	\$ 1,136,721	\$ 1,160,226	\$ 1,160,226	\$ 63,125
REVENUE					
34-0000-4650 Interest	5,697	4,138	2,600	19,000	10,000
34-0000-4405 Mitigation Fees	194,530	23,820	6,000	-	6,000
TOTAL REVENUE	200,227	27,958	8,600	19,000	16,000
AMOUNT AVAILABLE	\$ 1,141,070	\$ 1,164,679	\$ 1,168,826	\$ 1,179,226	\$ 79,125
EXPENDITURES					
34-0000-7100 Overhead Allocation	3,359	4,280	6,101	6,101	5,184
34-0000-7210 Professional Services	-	-	-	-	-
34-2070-7210 Professional Services	990	173	1,110,000	1,110,000	-
TOTAL EXPENDITURE	4,349	4,453	1,116,101	1,116,101	5,184
FUND TOTAL	\$ 1,136,721	\$ 1,160,226	\$ 52,725	\$ 63,125	\$ 73,941

CIP Project 2070: Planning & site clearance for a new library

The City of Calimesa has determined the City's Library Facility Fee Fund will provide funding to construct a new and larger library to serve the residents and businesses as the City's population continues to grow. During FY 2021-22, the City Council approved the construction of a 5,500 square foot modular building on the current Library site location. The County of Riverside, Office of Economic Development in partnership with the City has provided a project manager to manage the construction of the new library. Funding for the cost of the facility include funding sources from County of Riverside of \$2.5 million.



City of Calimesa Law Enforcement Facilities Fees Fiscal Year 2023-24

	Actuals Fiscal Year 2020-21	Actuals Fiscal Year 2021-22	Amended Budget Fiscal Year 2022-23	Projected Actuals Fiscal Year 2022-23	Adopted Fiscal Year 2023-24
Fund 35 - Law Enforcement Facilities Fees					
Fund Balance, Beginning of Year	\$ 479,837	\$ 534,926	\$ 542,564	\$ 542,564	\$ 545,267
REVENUE					
35-0000-4650 Interest	2,323	2,759	745	7,075	4,075
35-0000-4405 Mitigation Fees	56,193	9,158	2,300	260	27,178
TOTAL REVENUE	58,515	11,918	3,045	7,335	31,253
AMOUNT AVAILABLE	\$ 538,352	\$ 546,844	\$ 545,609	\$ 549,899	\$ 576,520
EXPENDITURES					
35-0000-7100 Overhead Allocation	3,426	4,280	4,632	4,632	5,184
TOTAL EXPENDITURE	3,426	4,280	4,632	4,632	5,184
FUND TOTAL	\$ 534,926	\$ 542,564	\$ 540,977	\$ 545,267	\$ 571,336

Note: In 2019-20, the Law Enforcement DIF loaned the Fire Facilities Fund \$210,000 to buy a piece of equipment. Due to accounting rules, the loan doesn't show as a reduction in fund balance. Therefore, even though projected 2023-24 fund balance reflects \$571,336 available in this fund, the approximate June 30, 2023 cash balance is \$330,000. The City Council has determined that as the population increases the need for increased police protection and facilities will be required. The fees collected for this purpose are intended to fund the construction of a building to house the police department (Sheriff contract) and acquisition of land for this purpose.



City of Calimesa Traffic Improvement Fees Fiscal Year 2023-24

	Actuals Fiscal Year 2020-21	Actuals Fiscal Year 2021-22	Amended Budget Fiscal Year 2022-23	Projected Actuals Fiscal Year 2022-23	Adopted Fiscal Year 2023-24
Fund 36 - Traffic Improvement Fees					
Fund Balance, Beginning of Year	\$ 1,731,046	\$ 1,576,206	\$ 1,573,768	\$ 1,573,768	\$ 537,174
REVENUE					
36-0000-4650 Interest	8,165	5,294	3,800	2,100	1,000
36-0000-4405 Mitigation Revenue	64,234	105,021	26,250	19,630	3,046,456
36-0000-4800 Other Governmental Revenue	-	-	-	13,000	-
36-2074-4815 Dev. Contribution	761,071	375,113	2,208,081	2,208,081	2,036,263
36-2075-4800 Other Gov.-Grants/Contrib.(Local)	-	-	777,020	777,020	-
36-2087-4800 Other Gov.-Grants/Contrib.(Local)	-	1,154,243	3,807,807	3,807,807	-
36-2087-4799 InterGovernmental-MSRC	-	-	2,951,362	2,951,362	-
36-2087-4799 InterGovernmental-Local Partner. Prog.(SB 1)	-	845,638	-	-	-
36-2087-9501 Transfer in - from fund 22 (RMRA SB 1 match)	-	-	732,705	732,705	310,000
36-2073-4800 Other Gov.-Grants/Contrib.(Local)	(2,233)	-	-	-	-
36-2073-4800 Other Gov.-Grants/Contrib. (Fed)	-	30,136	1,266,129	1,266,129	-
36-2090-4815 Developer Contribution	-	-	-	-	-
36-2092-4815 Developer Contribution	-	-	-	-	583,000
36-2092-4800 Other Gov.-Grants/Contrib -TUMF Zone Alloc.	-	-	2,000,000	2,000,000	-
36-2092-4410 Administrative Fee	-	-	200,000	200,000	-
36-2093-4800 Other Gov.-Grants/Contrib -TUMF Zone Alloc.	-	-	-	-	1,000,000
36-2093-4815 Developer Contribution	-	-	-	-	251,300
36-2094-4800 Other Gov.-Grants/Contrib.(RCTC)	-	-	-	-	2,500,000
36-2094-4815 Developer Contribution	-	-	-	-	200,000
36-2097-4815 Developer Contribution	-	-	-	-	340,000
TOTAL REVENUE	831,237	2,515,444	13,973,154	13,977,834	10,268,019
AMOUNT AVAILABLE	\$ 2,562,283	\$ 4,091,651	\$ 15,546,922	\$ 15,551,602	\$ 10,805,193
EXPENDITURES					
36-0000-7100 Overhead Allocation	18,821	20,695	10,716	10,716	9,384
36-0000-7210 Professional Services	990	-	-	-	-
36-2073-7220 CIP Project	12,768	25,122	1,504,575	1,504,575	-
36-2073-7210 Professional Services	41,453	22,971	30,000	30,000	-
36-2074-7220 CIP Project (see Notes A and B)	10,915	4,795	150,000	150,000	-
36-2074-7210 Professional Services	761,071	375,113	1,908,399	1,908,399	2,036,263
36-2074-7215 Legal Services	-	5,094	-	-	-
36-2075-7220 CIP Project	15,705	173	66,835	66,835	-
36-2075-7210 Professional Services	26,227	1,781	710,185	710,185	-
36-2087-7220 CIP Project	-	1,363	-	-	-
36-2087-8700 Streets	96,402	2,053,272	8,448,728	8,448,728	-
36-2092-8700 Streets	1,725	7,505	2,184,990	2,184,990	583,000
36-2093-8700 Streets	-	-	-	-	1,251,300
36-2094-8700 Streets	-	-	-	-	2,700,000
36-2097-8700 Streets	-	-	-	-	340,000
TOTAL EXPENDITURE	986,077	2,517,883	15,014,428	15,014,428	6,919,947
FUND TOTAL	\$ 1,576,206	\$ 1,573,768	\$ 532,494	\$ 537,174	\$ 3,885,246

CIP Project 2073: County Line/Calimesa Blvd Intersection Imps. (Federal Funding -SAFTEALU; Local Funding-others)
 CIP Project 2074: Cherry Valley Interchange planning (see Notes A and B below)
 CIP Project 2075: County Line Road interchange planning
 CIP Project 2087: County Line Road Intersection and Other Imps. (Bryant, 2nd & 3rd) and LPP/RMRA/DIF for other imp.
 CIP Project 2092: Singleton Road Interchange
 CIP Project 2093: Calimesa Blvd. Realignment Singleton
 CIP Project 2094: Calimesa Blvd. Realignment Cherry Valley Blvd.
 CIP Project 2097: Sandalwood Dr. Interchange



City of Calimesa
Park Improvement Fees
Fiscal Year 2023-24

	Actuals Fiscal Year 2020-21	Actuals Fiscal Year 2021-22	Amended Budget Fiscal Year 2022-23	Projected Actuals Fiscal Year 2022-23	Adopted Fiscal Year 2023-24
Fund 39 - Park Improvement Fees					
Fund Balance, Beginning of Year	\$ 2,937,156	\$ 3,323,285	\$ 3,325,401	\$ 3,325,401	\$ 3,130,808
REVENUE					
39-0000-4650 Interest	17,238	11,912	7,500	55,000	25,000
39-2077-4800 Other Governmental Revenues	-	-	-	-	183,550
39-0000-4405 Mitigation Revenue	374,448	-	-	-	-
TOTAL REVENUE	391,686	11,912	7,500	55,000	208,550
AMOUNT AVAILABLE	\$ 3,328,842	\$ 3,335,197	\$ 3,332,901	\$ 3,380,401	\$ 3,339,358
EXPENDITURES					
39-0000-7100 Overhead Allocation	5,557	6,135	4,633	4,633	5,184
39-2069-7210 Professional Services	-	3,563	-	-	-
39-2077-7210 Professional Services	-	99	244,960	244,960	3,283,550
TOTAL EXPENDITURE	5,557	9,796	249,593	249,593	3,288,734
FUND TOTAL	\$ 3,323,285	\$ 3,325,401	\$ 3,083,308	\$ 3,130,808	\$ 50,624

CIP Project 2069: 4th Street Park Phase 1
CIP Project 2077: 4th Street Park Phase 2

The City Council determined that as the population of the city reaches build-out, additional recreation facilities will be required. The study estimates that 145.26 acres of land will have to be acquired and developed for park purposes to provide comparable recreation services to the public. The fees collected for this purpose are to be used for park development within the City.



City of Calimesa
Multi-Species Habitat Conservation Program (MSHCP)
Fiscal Year 2023-24

	Actuals Fiscal Year 2020-21	Actuals Fiscal Year 2021-22	Amended Budget Fiscal Year 2022-23	Projected Actuals Fiscal Year 2022-23	Adopted Fiscal Year 2023-24
Fund 42 - Multi-Species Habitat Conservation Program					
Fund Balance, Beginning of Year	\$ 4,856	\$ 4,856	\$ 4,436	\$ 4,436	\$ 4,436
REVENUE					
42-0000-4449 Mitigation Revenue	2,601,046	133,719	-	-	10,000
TOTAL REVENUE	2,601,046	133,719	-	-	10,000
AMOUNT AVAILABLE	\$ 2,605,902	\$ 138,575	\$ 4,436	\$ 4,436	\$ 14,436
EXPENDITURES					
42-0000-7150 Pass-throughs	2,601,046	134,139	-	-	10,000
TOTAL EXPENDITURE	2,601,046	134,139	-	-	10,000
FUND TOTAL	\$ 4,856	\$ 4,436	\$ 4,436	\$ 4,436	\$ 4,436

The Multi-Species Habitat Conservation Program (MSHCP) was established several years ago by Riverside County. The purpose of the program is to allow participating cities to charge an MSHCP development fee to prospective developers for purchasing endangered species land banks in lieu of each city having to negotiate land conservation set-asides on a case-by-case basis. Fees collected by each respective city must be remitted to the county MSHCP in full.



City of Calimesa
 CFD 2018-1 Facilities Improvement Area 1
 Summerwind Ranch - 47

	Actuals Fiscal Year 2020-21	Actuals Fiscal Year 2021-22	Amended Budget Fiscal Year 2022-23	Projected Actuals Fiscal Year 2022-23	Adopted Fiscal Year 2023-24
Fund 47 -CFD 2018-1 Facilities IA1 Summerwind Ranch					
Fund Balance, Beginning of Year	\$ 299,015	\$ 1,842,601	\$ 1,933,315	\$ 1,933,315	\$ 1,989,315
REVENUE					
47-0000-4650 Interest	2,155	2,628	900	51,000	25,000
47-0000-4155 Assessments	732,251	749,978	771,474	695,266	706,345
47-0000-4978 Proceeds of Debt Issuance	15,369,762	-	-	-	-
TOTAL REVENUE	16,104,168	752,605	772,374	746,266	731,345
AMOUNT AVAILABLE	\$ 16,403,183	\$ 2,595,207	\$ 2,705,689	\$ 2,679,581	\$ 2,720,660
EXPENDITURES					
47-0000-7100 Overhead Allocation	3,524	3,595	3,667	3,667	3,740
47-0000-7151 Debt Service	-	646,500	676,400	676,400	674,200
47-0000-7210 Professional Services	6,590	11,797	10,199	10,199	10,605
47-0000-7770 Miscellaneous	14,078,085	-	-	-	-
TOTAL EXPENDITURE	14,560,581	661,892	690,266	690,266	688,545
FUND TOTAL	\$ 1,842,601	\$ 1,933,315	\$ 2,015,423	\$ 1,989,315	\$ 2,032,115

Community Facilities District No. 2006-3 (Suncal) was formed and established by the City on January 16, 2007. Suncal subsequently went bankrupt. However, in 2018 San Geronio Land Co (formerly Suncal) formed CFD 2018-1. The action authorized the bonded indebtedness and approved the levy of special taxes. The bond funds financed cost of streets, storm drain, library, fire and law enforcement facilities. Additionally funding was also provided for certain development impact and other fees as well as Yucaipa Valley Water Dist., fees and facilities and to pay for the incidental costs associated with financing and formation of the CFD.



City of Calimesa
 CFD - Mesa Verde
 Fiscal Year 2023-24

	Actuals Fiscal Year 2020-21	Actuals Fiscal Year 2021-22	Amended Budget Fiscal Year 2022-23	Projected Actuals Fiscal Year 2022-23	Adopted Fiscal Year 2023-24
Fund 48 - CFD Mesa Verde					
Fund Balance, Beginning of Year	\$ -	\$ (8,114)	\$ -	\$ -	\$ -
REVENUE					
48-0000-4625 Misc Revenue	-	8,871	-	-	-
TOTAL REVENUE	-	8,871	-	-	-
AMOUNT AVAILABLE	\$ -	\$ 757	\$ -	\$ -	\$ -
EXPENDITURES					
48-0000-7770 Miscellaneous	8,114	757	-	-	-
TOTAL EXPENDITURE	8,114	757	-	-	-
FUND TOTAL	\$ (8,114)	\$ -	\$ -	\$ -	\$ -



City of Calimesa
 CFD 2012-1 Facilities Improvement Area 2 Singleton Heights
 Fiscal Year 2023-24

	Actuals Fiscal Year 2020-21	Actuals Fiscal Year 2021-22	Amended Budget Fiscal Year 2022-23	Projected Actuals Fiscal Year 2022-23	Adopted Fiscal Year 2023-24
Fund 49 - CFD 2012-1 Facilities IA2 Singleton Heights					
Fund Balance, Beginning of Year	\$ 443,166	\$ 448,114	\$ 456,953	\$ 456,953	\$ 461,988
REVENUE					
49-0000-4650 Interest	120	340	35	12,000	6,000
49-0000-4155 Assessments	218,752	227,041	231,320	231,320	235,433
TOTAL REVENUE	218,872	227,381	231,355	243,320	241,433
AMOUNT AVAILABLE	\$ 662,038	\$ 675,495	\$ 688,308	\$ 700,273	\$ 703,421
EXPENDITURES					
49-0000-7100 Overhead Allocation	3,759	3,834	3,911	3,911	3,990
49-0000-7151 Debt Service	201,831	206,081	214,669	214,669	214,045
49-0000-7210 Professional Services	8,333	8,627	7,740	7,740	8,025
TOTAL EXPENDITURE	213,923	218,542	226,320	226,320	226,060
FUND TOTAL	\$ 448,114	\$ 456,953	\$ 461,988	\$ 461,988	\$ 477,361

Community Facilities District No. 2012-1 was formed and established by the City on April 16, 2012. The action authorized the bonded indebtedness and approved the levy of special taxes. The proposed special tax bonds will finance capital facilities fees of the City of Calimesa and the Yucaipa Valley Water Dist. relating to public facility improvements serving property within the District, fund a reserve fund and pay for bond issuance costs.



City of Calimesa
 CFD Public Services
 Fiscal Year 2023-24

	Actuals Fiscal Year 2020-21	Actuals Fiscal Year 2021-22	Amended Budget Fiscal Year 2022-23	Projected Actuals Fiscal Year 2022-23	Adopted Fiscal Year 2023-24
Fund 51 - CFD Public Services 1					
Fund Balance, Beginning of Year	\$ 159,708	\$ 382,828	\$ 459,126	\$ 459,126	\$ 562,792
REVENUE					
51-0000-4650 Interest	1,283	1,760	850	7,500	3,500
51-0000-4155 Assessments	546,843	735,044	808,901	808,901	871,536
TOTAL REVENUE	548,126	736,804	809,751	816,401	875,036
AMOUNT AVAILABLE	\$ 707,834	\$ 1,119,632	\$ 1,268,877	\$ 1,275,527	\$ 1,437,828
EXPENDITURES					
51-0000-7210 Professional Services	6,470	6,900	-	9,056	8,442
51-0000-7100 Overhead Allocation	3,535	3,606	3,679	3,679	3,753
51-0000-7770 Miscellaneous (Gen Fd. Serv.)	315,000	650,000	700,000	700,000	975,000
TOTAL EXPENDITURE	325,005	660,506	703,679	712,735	987,195
FUND TOTAL	\$ 382,828	\$ 459,126	\$ 565,198	\$ 562,792	\$ 450,633

Community Facilities District No. 2006-1 Public Services was formed and established by the City on July 17, 2006. The action authorized the levy of special taxes to provide for (1) Police protection services, (2) Fire protection/Paramedic services, and (3) Park Maintenance services.



City of Calimesa
 CFD 2013-1 Facilities Improvement Area 1 JP Ranch
 Fiscal Year 2023-24

	Actuals Fiscal Year 2020-21	Actuals Fiscal Year 2021-22	Amended Budget Fiscal Year 2022-23	Projected Actuals Fiscal Year 2022-23	Adopted Fiscal Year 2023-24
Fund 52 - CFD 2013-1 Facilities IA1 JP Ranch					
Fund Balance, Beginning of Year	\$ 238,250	\$ 239,019	\$ 249,702	\$ 249,702	\$ 261,202
REVENUE					
52-0000-4650 Interest	281	335	100	6,500	3,200
52-0000-4155 Assessments	95,312	100,111	99,853	99,853	104,797
TOTAL REVENUE	95,593	100,445	99,953	106,353	107,997
AMOUNT AVAILABLE	\$ 333,843	\$ 339,464	\$ 349,655	\$ 356,055	\$ 369,199
EXPENDITURES					
52-0000-7210 Professional Services	11,661	6,955	7,811	7,811	8,196
52-0000-7100 Overhead Allocation	2,853	2,910	2,969	2,969	3,028
52-0000-7151 Debt Service	80,310	79,898	84,073	84,073	83,748
TOTAL EXPENDITURE	94,824	89,762	94,853	94,853	94,972
FUND TOTAL	\$ 239,019	\$ 249,702	\$ 254,802	\$ 261,202	\$ 274,227

Community Facilities District No. 2013-1 Facilities (JP Ranch) was formed and established by the City on June 3, 2013. The bond proceeds used to finance landscape, lighting, streets, storm drain and detention basin maintenance.



City of Calimesa
 CFD 2012-1 Facilities Improvement Area 1 Singleton Heights
 Fiscal Year 2023-24

	Actuals Fiscal Year 2020-21	Actuals Fiscal Year 2021-22	Amended Budget Fiscal Year 2022-23	Projected Actuals Fiscal Year 2022-23	Adopted Fiscal Year 2023-24
Fund 53 - CFD 2012-1 Facilities IA1 Singleton Heights					
Fund Balance, Beginning of Year	\$ 456,624	\$ 467,920	\$ 478,337	\$ 478,337	\$ 495,839
REVENUE					
53-0000-4650 Interest	652	669	250	12,502	6,000
53-0000-4155 Assessments	171,274	168,937	173,342	173,342	177,405
TOTAL REVENUE	171,926	169,606	173,592	185,844	183,405
AMOUNT AVAILABLE	\$ 628,550	\$ 637,525	\$ 651,929	\$ 664,181	\$ 679,244
EXPENDITURES					
53-0000-7210 Professional Services	7,922	7,192	7,731	7,731	8,016
53-0000-7100 Overhead Allocation	3,759	3,834	3,911	3,911	3,990
53-0000-7151 Debt Service	148,950	148,163	156,700	156,700	156,050
TOTAL EXPENDITURE	160,631	159,189	168,342	168,342	168,056
FUND TOTAL	\$ 467,920	\$ 478,337	\$ 483,587	\$ 495,839	\$ 511,188

Community Facilities District No. 2012-1 was formed and established by the City on April 16, 2012. The action authorized the levy of special taxes to provide for maintenance of landscaping, lighting, streets, storm drain and detention basin.

City of Calimesa
 CFD 2013-1 Facilities Improvement Area 3 JP Ranch
 Fiscal Year 2023-24

	Actuals Fiscal Year 2020-21	Actuals Fiscal Year 2021-22	Amended Budget Fiscal Year 2022-23	Projected Actuals Fiscal Year 2022-23	Adopted Fiscal Year 2023-24
Fund 54 - CFD 2013-1 Facilities IA3 JP Ranch					
Fund Balance, Beginning of Year	\$ 2,094,393	\$ 878,283	\$ 262,253	\$ 262,253	\$ 273,852
REVENUE					
54-0000-4650 Interest	535	710	200	6,600	3,300
54-0000-4155 Assessments	131,359	131,431	155,449	155,449	158,687
TOTAL REVENUE	131,894	132,141	155,649	162,049	161,987
AMOUNT AVAILABLE	\$ 2,226,287	\$ 1,010,424	\$ 417,902	\$ 424,302	\$ 435,839
EXPENDITURES					
54-0000-7100 Overhead Allocation	2,000	2,010	2,051	2,051	2,122
54-0000-7151 Debt Service	89,413	114,551	140,553	140,553	140,060
54-0000-7210 Professional Services	6,251	9,142	7,846	7,846	8,201
TOTAL EXPENDITURE	1,348,004	748,171	150,450	150,450	150,383
FUND TOTAL	\$ 878,283	\$ 262,253	\$ 267,452	\$ 273,852	\$ 285,456

Community Facilities District No. 2013-1IA3 Facilities (JP Ranch) was formed and established by the City on June 3, 2013. Once bonds are issued, the proceeds will be used to finance landscape, lighting, streets, storm drain and detention basin maintenance.

This page intentionally left blank



City of Calimesa
 CFD 2012-1B Maintenance Singleton Heights
 Fiscal Year 2023-24

	Actuals Fiscal Year 2020-21	Actuals Fiscal Year 2021-22	Amended Budget Fiscal Year 2022-23	Projected Actuals Fiscal Year 2022-23	Adopted Fiscal Year 2023-24
Fund 55 - CFD 2012-1B Maintenance Singleton Heights					
Fund Balance, Beginning of Year	\$ 563,256	\$ 780,352	\$ 937,045	\$ 937,045	\$ 976,884
REVENUE					
55-0000-4650 Interest	3,253	3,135	1,700	14,500	7,250
55-0000-4155 Assessments	226,058	234,767	251,807	251,807	235,433
55-0000-4625 Miscellaneous	-	-	-	-	-
TOTAL REVENUE	229,311	237,902	253,507	266,307	242,683
AMOUNT AVAILABLE	\$ 792,567	\$ 1,018,254	\$ 1,190,552	\$ 1,203,352	\$ 1,219,567
EXPENDITURES					
55-0000-6010 Staffing Costs	-	6,707	11,745	11,745	14,947
55-0000-7210 Professional Services	5,102	57,922	176,206	176,206	173,796
55-0000-7100 Overhead Allocation	2,419	2,467	2,517	2,517	2,567
55-0000-7412 Utilities - Water	-	4,195	24,000	24,000	24,000
55-0000-7415 Utilities - Street Lights	4,694	9,918	12,000	12,000	12,000
55-0000-7433 Repairs & Maintenance - Streets	-	-	-	-	22,000
TOTAL EXPENDITURE	12,215	81,209	226,468	226,468	249,310
FUND TOTAL	\$ 780,352	\$ 937,045	\$ 964,084	\$ 976,884	\$ 970,257

Staff Allocations:

Maintenance Worker I (2)	0.20
Total FTE	0.20



City of Calimesa
 CFD 55 2012-1 Singleton Heights Maintenance Fund
 Fiscal Year 2023-24

7100	Overhead Allocation City Administrative Cost	\$ 2,567
7210	Professional Services Koppel & Gruber and County Landscape Services Landscape Repair & Maintenance	3,796 165,000 5,000 173,796
7412	Utilities-Water	24,000
7415	Utilities-Street Lights	12,000
7433	Repair & Maintenance Streets Maintenance Street Sweeping Storm Drains	10,000 4,000 8,000 22,000
Totals		\$ 234,363



City of Calimesa
 CFD 2013-1 Maintenance JP Ranch
 Fiscal Year 2023-24

	Actuals Fiscal Year 2020-21	Actuals Fiscal Year 2021-22	Amended Budget Fiscal Year 2022-23	Projected Actuals Fiscal Year 2022-23	Adopted Fiscal Year 2023-24
Fund 56 - CFD 2013-1 Maintenance JP Ranch					
Fund Balance, Beginning of Year	\$ 516,850	\$ 526,460	\$ 567,973	\$ 567,973	\$ 554,538
REVENUE					
56-0000-4650 Interest	2,630	1,893	1,000	8,200	4,100
56-0000-4155 Assessments	168,633	218,015	233,590	233,590	241,886
TOTAL REVENUE	171,263	219,908	234,590	241,790	245,986
AMOUNT AVAILABLE	\$ 688,113	\$ 746,368	\$ 802,563	\$ 809,763	\$ 800,524
EXPENDITURES					
56-0000-6010 Staffing Costs	-	6,707	11,745	11,745	7,474
56-0000-7210 Professional Services	149,446	159,905	222,963	222,963	223,609
56-0000-7100 Overhead Allocation	2,419	2,467	2,517	2,517	2,567
56-0000-7412 Utilities - Water	-	-	6,000	6,000	6,000
56-0000-7415 Utilities - Street Lights	9,788	9,316	12,000	12,000	12,000
56-0000-7433 Repair & Maintenance - Streets	-	-	-	-	-
TOTAL EXPENDITURE	161,653	178,395	255,225	255,225	251,650
FUND TOTAL	\$ 526,460	\$ 567,973	\$ 547,338	\$ 554,538	\$ 548,874

Staff Allocations:

Maintenance Worker I (2)	0.10
Total FTE	0.10



City of Calimesa
 CFD 56 2013-1 JP Ranch Maintenance Fund
 Fiscal Year 2023-24

7100	Overhead Allocation City Administrative Cost	\$ 2,567
7210	Professional Services Koppel & Gruber and County Landscape Services Landscape Repair & Maintenance Landscape Slope & Planting	3,609 185,000 15,000 20,000 223,609
7412	Utilities-Water	6,000
7415	Utilities-Street Lights	12,000
Totals		\$ 244,176



City of Calimesa
 CFD 2018-1 Maintenance Summerwind Ranch
 Fiscal Year 2023-24

	Actuals Fiscal Year 2020-21	Actuals Fiscal Year 2021-22	Amended Budget Fiscal Year 2022-23	Projected Actuals Fiscal Year 2022-23	Adopted Fiscal Year 2023-24
Fund 57- CFD 2018-1 Maintenance Summerwind Ranch					
Fund Balance, Beginning of Year	\$ 32,637	\$ 143,417	\$ 350,593	\$ 350,593	\$ 532,217
REVENUE					
57-0000-4650 Interest	308	943	300	5,700	2,900
57-0000-4155 Assessments	118,919	221,793	227,051	227,051	247,338
57-0000-4625 Miscellaneous	-	-	-	-	-
TOTAL REVENUE	119,227	222,736	227,351	232,751	250,238
AMOUNT AVAILABLE	\$ 151,864	\$ 366,153	\$ 577,944	\$ 583,344	\$ 782,455
EXPENDITURES					
57-0000-6010 Staffing Costs	-	6,371	11,745	11,745	14,948
57-0000-7210 Professional Services	5,387	6,068	6,198	6,198	6,548
57-0000-7100 Overhead Allocation	3,060	3,121	3,184	3,184	3,247
57-0000-7415 Utilities - Street Lights	-	-	30,000	30,000	25,000
57-0000-7433 Repair & Maintenance - Streets	-	-	-	-	13,000
57-0000-7770 Miscellaneous	-	-	-	-	-
TOTAL EXPENDITURE	8,447	15,560	51,127	51,127	62,743
FUND TOTAL	\$ 143,417	\$ 350,593	\$ 526,817	\$ 532,217	\$ 719,712

Staff Allocations:

Maintenance Worker I (2)	0.20
Total FTE	0.20

Community Facilities District No. 2006-3 (Suncal) was formed and established by the City on January 16, 2007 Suncal subsequently went bankrupt. However, in 2018 San Geronio Land Co (formerly Suncal) formed CFD 2018-1. The action authorized the bonded indebtedness and approved the levy of special taxes. The bond funds financed cost of streets, storm drain, library, fire and law enforcement facilities. Additionally funding was also certain development impact and other fees as well as Yucaipa Valley Water Dist., fees and facilities and to pay for provided for the incidental costs associated with financing and formation of the CFD.



City of Calimesa
 CFD 57 2018-1 Summerwind Ranch Maintenance Fund
 Fiscal Year 2023-24

7100	Overhead Allocation City Administrative Cost	\$	3,247
7210	Professional Services Koppel & Gruber and County		6,548
7415	Utilities-Street Lights		25,000
7433	Repair & Maintenance - Streets Maintenance Street Sweeping		5,000 8,000
			13,000
Totals		\$	47,795



City of Calimesa
CFD Heritage Oaks
Fiscal Year 2023-24

	Actuals Fiscal Year 2020-21	Actuals Fiscal Year 2021-22	Amended Budget Fiscal Year 2022-23	Projected Actuals Fiscal Year 2022-23	Adopted Fiscal Year 2023-24
Fund 58 - CFD Heritage Oaks					
Fund Balance, Beginning of Year	\$ -	\$ -	\$ -	\$ -	\$ -
REVENUE					
58-0000-4650 Interest	-	-	-	-	-
58-0000-4155 Assessments	-	-	-	-	-
TOTAL REVENUE	-	-	-	-	-
AMOUNT AVAILABLE	\$ -	\$ -	\$ -	\$ -	\$ -
EXPENDITURES					
58-0000-7210 Professional Services	-	-	-	-	-
58-0000-7100 Overhead Allocation	-	-	-	-	-
TOTAL EXPENDITURE	-	-	-	-	-
FUND TOTAL	\$ -	\$ -	\$ -	\$ -	\$ -

The Heritage Oaks Specific Plan is a 45 lot development located on 54 acres of land. A deposit was made to form a CFD. To date, the CFD has not been formed and the development has not moved forward. This fund will account for the CFD formation activity at such time the project moves forward.



City of Calimesa
CFD 2013-1 Facilities Improvement Area 2 JP Ranch
Fiscal Year 2023-24

	Actuals Fiscal Year 2020-21	Actuals Fiscal Year 2021-22	Amended Budget Fiscal Year 2022-23	Projected Actuals Fiscal Year 2022-23	Adopted Fiscal Year 2023-24
Fund 59 - CFD 2013-1 Facilities IA2 JP Ranch					
Fund Balance, Beginning of Year	\$ 195,776	\$ 203,475	\$ 214,683	\$ 214,683	\$ 220,683
REVENUE					
59-0000-4650 Interest	378	302	150	1,000	500
59-0000-4155 Assessments	81,876	87,035	86,162	86,162	86,106
TOTAL REVENUE	82,254	87,337	86,312	87,162	86,606
AMOUNT AVAILABLE	\$ 278,030	\$ 290,811	\$ 300,995	\$ 301,845	\$ 307,289
EXPENDITURES					
59-0000-7100 Overhead Allocation	2,853	2,911	2,970	2,970	3,027
59-0000-7151 Debt Service	66,331	66,013	70,394	70,394	70,145
59-0000-7210 Professional Services	5,371	7,205	7,798	7,798	8,185
TOTAL EXPENDITURE	74,555	76,128	81,162	81,162	81,357
FUND TOTAL	\$ 203,475	\$ 214,683	\$ 219,833	\$ 220,683	\$ 225,932

Community Facilities District No. 2013-11A2 Facilities (JP Ranch) was formed and established by the City on June 3, 2013. The bond proceeds will be used to finance landscape, lighting, streets, storm drain and detention basin maintenance.



City of Calimesa
 Successor Agency
 Fiscal Year 2023-24

	Actuals Fiscal Year 2020-21	Actuals Fiscal Year 2021-22	Amended Budget Fiscal Year 2022-23	Projected Actuals Fiscal Year 2022-23	Adopted Fiscal Year 2023-24
Fund 67 - Successor Agency					
Fund Balance, Beginning of Year	\$ 138,427	\$ 141,233	\$ 146,635	\$ 146,635	\$ 154,955
REVENUE					
67-0000-4650 Interest	52	177	-	8,600	4,300
67-0000-4800 Other Governmental Revenue	294,674	294,646	295,221	295,221	209,070
TOTAL REVENUE	294,726	294,823	295,221	303,821	213,370
AMOUNT AVAILABLE	\$ 433,153	\$ 436,056	\$ 441,856	\$ 450,456	\$ 368,325
EXPENDITURES					
67-0000-6010 Salaries/Benefits	72,203	76,538	79,118	79,118	-
67-0000-7210 Professional Svcs-Fin/Audit/Trust	21,904	12,580	13,815	13,815	7,500
67-0000-7100 Overhead Allocation	4,025	7,965	4,500	4,500	4,500
67-0000-7151 Debt Service	193,788	192,338	198,068	198,068	197,070
TOTAL EXPENDITURE	291,920	289,421	295,501	295,501	209,070
FUND TOTAL	\$ 141,233	\$ 146,635	\$ 146,355	\$ 154,955	\$ 159,255

The Successor Agency's role is to assume the administrative duties of the former Calimesa Redevelopment Agency by paying such items as bond debt service and finishing previously approved capital projects.



City of Calimesa
 Recycling Grant
 Fiscal Year 2023-24

	Actuals Fiscal Year 2020-21	Actuals Fiscal Year 2021-22	Amended Budget Fiscal Year 2022-23	Projected Actuals Fiscal Year 2022-23	Adopted Fiscal Year 2023-24
Fund 71 - California Recycling Grant					
Fund Balance, Beginning of Year	\$ 11,880	\$ 16,947	\$ 15,057	\$ 15,057	\$ 15,307
REVENUE					
71-0000-4650 Interest	67	50	30	250	125
71-0000-4800 Other Governmental Revenue	5,000	5,000	5,000	5,000	5,000
TOTAL REVENUE	5,067	5,050	5,030	5,250	5,125
AMOUNT AVAILABLE	\$ 16,947	\$ 21,997	\$ 20,087	\$ 20,307	\$ 20,432
EXPENDITURES					
71-5100-7735 Special Supplies	-	6,940	5,000	5,000	5,000
TOTAL EXPENDITURE	-	6,940	5,000	5,000	5,000
FUND TOTAL	\$ 16,947	\$ 15,057	\$ 15,087	\$ 15,307	\$ 15,432

The Department of Resources Recycling and Recovery (CalRecycle) administers a program to provide opportunities for beverage container recycling. The goal of this program is to reach and maintain an 80 percent recycling rate for all California refund value beverage containers-aluminum, glass, plastic and bi-metal. Projects implemented by cities and counties will assist in reaching and maintaining this goal. Pursuant to Public Resources Code section 14581(a)(3)(A) of the California Beverage Container Recycling and Litter Reduction Act, Cal - Recycle is distributing \$10,500,000 to eligible cities and counties specifically for beverage container recycling and litter cleanup activities.



City of Calimesa
 Vehicle Fund
 Fiscal Year 2023-24

	Actuals Fiscal Year 2020-21	Actuals Fiscal Year 2021-22	Amended Budget Fiscal Year 2022-23	Projected Actuals Fiscal Year 2022-23	Adopted Fiscal Year 2023-24
Fund 75 - Vehicle Fund					
Fund Balance, Beginning of Year	\$ -	\$ -	\$ -	\$ -	\$ -
REVENUE					
75-0000-9501 Transfer in General Fund	-	-	-	-	750,000
TOTAL REVENUE	-	-	-	-	750,000
AMOUNT AVAILABLE	\$ -	\$ -	\$ -	\$ -	\$ 750,000
EXPENDITURES					
75-2048-8300 Vehicles	-	-	-	-	315,000
TOTAL EXPENDITURE	-	-	-	-	315,000
FUND TOTAL	\$ -	\$ -	\$ -	\$ -	\$ 435,000

CIP Project 2048: Vehicle Purchase Replacement

This fund has been established to manage the resources and replacement of City vehicles.



City of Calimesa
 Information Technology Fund
 Fiscal Year 2023-24

	Actuals Fiscal Year 2020-21	Actuals Fiscal Year 2021-22	Amended Budget Fiscal Year 2022-23	Projected Actuals Fiscal Year 2022-23	Adopted Fiscal Year 2023-24
Fund 76 - Information Technology Fund					
Fund Balance, Beginning of Year	\$ -	\$ -	\$ -	\$ -	\$ -
REVENUE					
76-0000-4800 Other Governmental Revenues	-	-	-	-	30,000
76-0000-9501 Transfer in General Fund	-	-	-	-	193,900
TOTAL REVENUE	-	-	-	-	223,900
AMOUNT AVAILABLE	\$ -	\$ -	\$ -	\$ -	\$ 223,900
EXPENDITURES					
76-2045-7725 Minor Equipment	-	-	-	-	21,900
76-2046-8100 Machinery & Equipment	-	-	-	-	15,000
76-2046-8100 Machinery & Equipment	-	-	-	-	32,000
TOTAL EXPENDITURE	-	-	-	-	68,900
FUND TOTAL	\$ -	\$ -	\$ -	\$ -	\$ 155,000

CIP Project 2045: Desktop & Laptop Replacement

CIP Project 2046: Server Replacement

CIP Project 2047: IT Major Software & Equipment

This fund has been established to manage the resources and replacement of Information Technology for the City of Calimesa.

Authorized Positions & Salary Schedule

This page intentionally left blank

City of Calimesa
 Fiscal Year 2023-24
 Authorized Position List

Salary Range	Full-time and Part-time Positions	Funded	Unfunded
Contract	City Manager	1	
42	Deputy City Manager/City Clerk	1	
41	Finance Director	1	
41	General Services Director		1
30	Executive Assistant/Deputy City Clerk	1	
23	Sr. Administrative Assistant		1
17	Administrative Assistant I	3	
30	Senior Accountant	1	
27	Accountant	1	
23	Accounting Technician II		1
41	Public Works Director		1
41	Planning Director	1	
36	Planning Manager		1
27	Associate Planner	1	
23	Planning Technician	1	
30	Maintenance Supervisor	1	
23	Lead Maintenance Worker	1	
21	Maintenance Worker II		1
18	Maintenance Worker I	2	
F-11	Fire Chief	1	
F-10	Deputy Chief		1
F- 9 Exempt	Deputy Fire Marshal	1	
F- 9	Battalion Chief	3	
F- 8	Captain/EMT	3	
F- 6	Apparatus Engineer	3	
F- 5	Firefighter/Paramedic	6	
F- 4	Firefighter/EMT	3	6
F- 2	Reserve Firefighter	(see Note A below)	
Contract	City Engineer	1	
Contract	Public Works Director	1	
Contract	Associate Engineer - Public Works	1	
Contract	Building Official	1	
Contract	Building Counter Tehnician	1	
Contract	Code Enforcement Officer	1	
Contract	Senior Services Manager	1	
Contract	Senior Services Office Specialist	1	
Total Council Authorized Positions		44	13

Note A: The number of reserve positions will vary. Calssification will be paid a per-shift stipend.

Note B: The above does not include the contract with Riverside County Sheriff for Police Services

This page intentionally left blank



City of Calimesa Council Approved: June 19, 2023
Salary Schedule Effective: July 1, 2023

RANGE		Step A	Step B	Step C	Step D	Step E	Step F
14	Hourly	16.43	17.26	18.12	19.02	19.97	20.97
	Bi-Weekly	1,314.67	1,380.41	1,449.43	1,521.90	1,598.00	1,677.89
	Monthly	2,848.46	2,990.88	3,140.43	3,297.45	3,462.32	3,635.44
	Annually	34,181.54	35,890.62	37,685.15	39,569.40	41,547.87	43,625.27
15	Hourly	17.26	18.12	19.02	19.97	20.97	22.02
	Bi-Weekly	1,380.41	1,449.43	1,521.90	1,598.00	1,677.89	1,761.79
	Monthly	2,990.88	3,140.43	3,297.45	3,462.32	3,635.44	3,817.21
	Annually	35,890.62	37,685.15	39,569.40	41,547.87	43,625.27	45,806.53
16	Hourly	18.12	19.02	19.97	20.97	22.02	23.12
	Bi-Weekly	1,449.43	1,521.90	1,598.00	1,677.89	1,761.79	1,849.88
	Monthly	3,140.43	3,297.45	3,462.32	3,635.44	3,817.21	4,008.07
	Annually	37,685.15	39,569.40	41,547.87	43,625.27	45,806.53	48,096.86
17	Hourly	19.02	19.97	20.97	22.02	23.12	24.28
	Bi-Weekly	1,521.90	1,598.00	1,677.89	1,761.79	1,849.88	1,942.37
	Monthly	3,297.45	3,462.32	3,635.44	3,817.21	4,008.07	4,208.48
	Annually	39,569.40	41,547.87	43,625.27	45,806.53	48,096.86	50,501.70
18	Hourly	19.97	20.97	22.02	23.12	24.28	25.49
	Bi-Weekly	1,598.00	1,677.89	1,761.79	1,849.88	1,942.37	2,039.49
	Monthly	3,462.32	3,635.44	3,817.21	4,008.07	4,208.48	4,418.90
	Annually	41,547.87	43,625.27	45,806.53	48,096.86	50,501.70	53,026.79
19	Hourly	20.97	22.02	23.12	24.28	25.49	26.77
	Bi-Weekly	1,677.89	1,761.79	1,849.88	1,942.37	2,039.49	2,141.47
	Monthly	3,635.44	3,817.21	4,008.07	4,208.48	4,418.90	4,639.84
	Annually	43,625.27	45,806.53	48,096.86	50,501.70	53,026.79	55,678.13
20	Hourly	22.02	23.12	24.28	25.49	26.77	28.11
	Bi-Weekly	1,761.79	1,849.88	1,942.37	2,039.49	2,141.47	2,248.54
	Monthly	3,817.21	4,008.07	4,208.48	4,418.90	4,639.84	4,871.84
	Annually	45,806.53	48,096.86	50,501.70	53,026.79	55,678.13	58,462.03
21	Hourly	23.12	24.28	25.49	26.77	28.11	29.51
	Bi-Weekly	1,849.88	1,942.37	2,039.49	2,141.47	2,248.54	2,360.97
	Monthly	4,008.07	4,208.48	4,418.90	4,639.84	4,871.84	5,115.43
	Annually	48,096.86	50,501.70	53,026.79	55,678.13	58,462.03	61,385.13
22	Hourly	24.28	25.49	26.77	28.11	29.51	30.99
	Bi-Weekly	1,942.37	2,039.49	2,141.47	2,248.54	2,360.97	2,479.01
	Monthly	4,208.48	4,418.90	4,639.84	4,871.84	5,115.43	5,371.20
	Annually	50,501.70	53,026.79	55,678.13	58,462.03	61,385.13	64,454.39

City of Calimesa Council Approved: June 19, 2023
Salary Schedule Effective: July 1, 2023

RANGE		Step A	Step B	Step C	Step D	Step E	Step F
23	Hourly	25.49	26.77	28.11	29.51	30.99	32.54
	Bi-Weekly	2,039.49	2,141.47	2,248.54	2,360.97	2,479.01	2,602.97
	Monthly	4,418.90	4,639.84	4,871.84	5,115.43	5,371.20	5,639.76
	Annually	53,026.79	55,678.13	58,462.03	61,385.13	64,454.39	67,677.11
24	Hourly	26.77	28.11	29.51	30.99	32.54	34.16
	Bi-Weekly	2,141.47	2,248.54	2,360.97	2,479.01	2,602.97	2,733.11
	Monthly	4,639.84	4,871.84	5,115.43	5,371.20	5,639.76	5,921.75
	Annually	55,678.13	58,462.03	61,385.13	64,454.39	67,677.11	71,060.96
25	Hourly	28.11	29.51	30.99	32.54	34.16	35.88
	Bi-Weekly	2,248.54	2,360.97	2,479.01	2,602.97	2,733.11	2,870.57
	Monthly	4,871.84	5,115.43	5,371.20	5,639.76	5,921.75	6,219.57
	Annually	58,462.03	61,385.13	64,454.39	67,677.11	71,060.96	74,634.81
26	Hourly	29.51	30.99	32.54	34.16	35.87	37.67
	Bi-Weekly	2,360.97	2,479.01	2,602.97	2,733.11	2,869.77	3,013.26
	Monthly	5,115.43	5,371.20	5,639.76	5,921.75	6,217.83	6,528.73
	Annually	61,385.13	64,454.39	67,677.11	71,060.96	74,614.01	78,344.71
27	Hourly	30.99	32.54	34.16	35.87	37.67	39.55
	Bi-Weekly	2,479.01	2,602.97	2,733.11	2,869.77	3,013.26	3,163.92
	Monthly	5,371.20	5,639.76	5,921.75	6,217.83	6,528.73	6,855.16
	Annually	64,454.39	67,677.11	71,060.96	74,614.01	78,344.71	82,261.95
28	Hourly	32.54	34.16	35.87	37.67	39.55	41.53
	Bi-Weekly	2,602.97	2,733.11	2,869.77	3,013.26	3,163.92	3,322.12
	Monthly	5,639.76	5,921.75	6,217.83	6,528.73	6,855.16	7,197.92
	Annually	67,677.11	71,060.96	74,614.01	78,344.71	82,261.95	86,375.05
29	Hourly	34.16	35.87	37.67	39.55	41.53	43.60
	Bi-Weekly	2,733.11	2,869.77	3,013.26	3,163.92	3,322.12	3,488.22
	Monthly	5,921.75	6,217.83	6,528.73	6,855.16	7,197.92	7,557.82
	Annually	71,060.96	74,614.01	78,344.71	82,261.95	86,375.05	90,693.80
30	Hourly	35.87	37.66	39.54	41.52	43.59	45.77
	Bi-Weekly	2,869.77	3,012.46	3,163.08	3,321.24	3,487.30	3,661.66
	Monthly	6,217.83	6,526.99	6,853.34	7,196.01	7,555.81	7,933.60
	Annually	74,614.01	78,323.91	82,240.11	86,352.11	90,669.72	95,203.21
31	Hourly	37.66	39.54	41.52	43.59	45.77	48.07
	Bi-Weekly	3,012.46	3,163.08	3,321.24	3,487.30	3,661.66	3,845.54
	Monthly	6,526.99	6,853.34	7,196.01	7,555.81	7,933.60	8,332.01
	Annually	78,323.91	82,240.11	86,352.11	90,669.72	95,203.21	99,984.17
32	Hourly	39.54	41.52	43.59	45.77	48.07	50.46
	Bi-Weekly	3,163.08	3,321.24	3,487.30	3,661.66	3,845.54	4,037.02
	Monthly	6,853.34	7,196.01	7,555.81	7,933.60	8,332.01	8,746.88
	Annually	82,240.11	86,352.11	90,669.72	95,203.21	99,984.17	104,962.58
33	Hourly	41.52	43.59	45.77	48.07	50.46	52.99
	Bi-Weekly	3,321.24	3,487.30	3,661.66	3,845.54	4,037.02	4,238.87
	Monthly	7,196.01	7,555.81	7,933.60	8,332.01	8,746.88	9,184.23
	Annually	86,352.11	90,669.72	95,203.21	99,984.17	104,962.58	110,210.70

City of Calimesa Council Approved: **June 19, 2023**
Salary Schedule Effective: July 1, 2023

RANGE		Step A	Step B	Step C	Step D	Step E	Step F
34	Hourly	43.59	45.77	48.07	50.46	52.99	55.64
	Bi-Weekly	3,487.30	3,661.66	3,845.54	4,037.02	4,238.87	4,450.82
	Monthly	7,555.81	7,933.60	8,332.01	8,746.88	9,184.23	9,643.44
	Annually	90,669.72	95,203.21	99,984.17	104,962.58	110,210.70	115,721.24
35	Hourly	45.77	48.07	50.46	52.99	55.64	58.42
	Bi-Weekly	3,661.66	3,845.54	4,037.02	4,238.87	4,450.82	4,673.36
	Monthly	7,933.60	8,332.01	8,746.88	9,184.23	9,643.44	10,125.61
	Annually	95,203.21	99,984.17	104,962.58	110,210.70	115,721.24	121,507.30
36	Hourly	48.07	50.47	53.00	55.65	58.43	61.35
	Bi-Weekly	3,845.54	4,037.82	4,239.71	4,451.70	4,674.28	4,908.00
	Monthly	8,332.01	8,748.61	9,186.05	9,645.35	10,127.62	10,634.00
	Annually	99,984.17	104,983.38	110,232.54	115,744.17	121,531.38	127,607.95
37	Hourly	50.47	53.00	55.65	58.43	61.35	64.41
	Bi-Weekly	4,037.82	4,239.71	4,451.70	4,674.28	4,908.00	5,152.60
	Monthly	8,748.61	9,186.05	9,645.35	10,127.62	10,634.00	11,163.96
	Annually	104,983.38	110,232.54	115,744.17	121,531.38	127,607.95	133,967.55
38	Hourly	53.00	55.65	58.43	61.35	64.42	67.64
	Bi-Weekly	4,239.71	4,451.70	4,674.28	4,908.00	5,153.40	5,411.07
	Monthly	9,186.05	9,645.35	10,127.62	10,634.00	11,165.70	11,723.98
	Annually	110,232.54	115,744.17	121,531.38	127,607.95	133,988.35	140,687.76
39	Hourly	55.65	58.43	61.35	64.42	67.64	71.03
	Bi-Weekly	4,451.70	4,674.28	4,908.00	5,153.40	5,411.07	5,682.42
	Monthly	9,645.35	10,127.62	10,634.00	11,165.70	11,723.98	12,311.91
	Annually	115,744.17	121,531.38	127,607.95	133,988.35	140,687.76	147,742.95
40	Hourly	58.43	61.35	64.42	67.64	71.03	74.57
	Bi-Weekly	4,674.28	4,908.00	5,153.40	5,411.07	5,682.42	5,965.74
	Monthly	10,127.62	10,634.00	11,165.70	11,723.98	12,311.91	12,925.77
	Annually	121,531.38	127,607.95	133,988.35	140,687.76	147,742.95	155,109.30
41	Hourly	61.35	64.42	67.64	71.03	74.57	78.30
	Bi-Weekly	4,908.00	5,153.40	5,411.07	5,682.42	5,965.74	6,264.03
	Monthly	10,634.00	11,165.70	11,723.98	12,311.91	12,925.77	13,572.06
	Annually	127,607.95	133,988.35	140,687.76	147,742.95	155,109.30	162,864.76
42	Hourly	64.42	67.64	71.03	74.57	78.30	82.22
	Bi-Weekly	5,153.40	5,411.07	5,682.42	5,965.74	6,264.03	6,577.23
	Monthly	11,165.70	11,723.98	12,311.91	12,925.77	13,572.06	14,250.67
	Annually	133,988.35	140,687.76	147,742.95	155,109.30	162,864.76	171,008.00
43	Hourly	67.64	71.03	74.57	78.30	82.22	86.33
	Bi-Weekly	5,411.07	5,682.42	5,965.74	6,264.03	6,577.23	6,906.09
	Monthly	11,723.98	12,311.91	12,925.77	13,572.06	14,250.67	14,963.20
	Annually	140,687.76	147,742.95	155,109.30	162,864.76	171,008.00	179,558.40
44	Hourly	71.03	74.57	78.30	82.22	86.33	90.64
	Bi-Weekly	5,682.42	5,965.74	6,264.03	6,577.23	6,906.09	7,251.40
	Monthly	12,311.91	12,925.77	13,572.06	14,250.67	14,963.20	15,711.36
	Annually	147,742.95	155,109.30	162,864.76	171,008.00	179,558.40	188,536.32

City of Calimesa Council Approved: **June 19, 2023**
Salary Schedule Effective: July 1, 2023

RANGE		Step A	Step B	Step C	Step D	Step E	Step F
45	Hourly	74.57	78.30	82.22	86.33	90.64	95.17
	Bi-Weekly	5,965.74	6,264.03	6,577.23	6,906.09	7,251.40	7,613.97
	Monthly	12,925.77	13,572.06	14,250.67	14,963.20	15,711.36	16,496.93
	Annually	155,109.30	162,864.76	171,008.00	179,558.40	188,536.32	197,963.14
46	Hourly	78.30	82.22	86.33	90.64	95.17	99.93
	Bi-Weekly	6,264.03	6,577.23	6,906.09	7,251.40	7,613.97	7,994.67
	Monthly	13,572.06	14,250.67	14,963.20	15,711.36	16,496.93	17,321.77
	Annually	162,864.76	171,008.00	179,558.40	188,536.32	197,963.14	207,861.30
47	Hourly	82.22	86.33	90.64	95.17	99.93	104.93
	Bi-Weekly	6,577.23	6,906.09	7,251.40	7,613.97	7,994.67	8,394.40
	Monthly	14,250.67	14,963.20	15,711.36	16,496.93	17,321.77	18,187.86
	Annually	171,008.00	179,558.40	188,536.32	197,963.14	207,861.30	218,254.36
48	Hourly	86.33	90.64	95.17	99.93	104.93	110.18
	Bi-Weekly	6,906.09	7,251.40	7,613.97	7,994.67	8,394.40	8,814.12
	Monthly	14,963.20	15,711.36	16,496.93	17,321.77	18,187.86	19,097.26
	Annually	179,558.40	188,536.32	197,963.14	207,861.30	218,254.36	229,167.08
49	Hourly	90.64	95.17	99.93	104.93	110.18	115.69
	Bi-Weekly	7,251.40	7,613.97	7,994.67	8,394.40	8,814.12	9,254.82
	Monthly	15,711.36	16,496.93	17,321.77	18,187.86	19,097.26	20,052.12
	Annually	188,536.32	197,963.14	207,861.30	218,254.36	229,167.08	240,625.43
50	Hourly	95.17	99.93	104.93	110.18	115.69	121.47
	Bi-Weekly	7,613.97	7,994.67	8,394.40	8,814.12	9,254.82	9,717.57
	Monthly	16,496.93	17,321.77	18,187.86	19,097.26	20,052.12	21,054.73
	Annually	197,963.14	207,861.30	218,254.36	229,167.08	240,625.43	252,656.70

RANGE		Step A	Step B	Step C	Step D	Step E	Step F
F - 2	Stipend for each 24 hr shift	100.00	N/A	N/A	N/A	N/A	N/A
Reserve Firefighter							
F - 4	Hourly	16.28	17.09	17.94	18.84	19.78	20.77
Firefighter/EMT	Bi-Weekly	1,871.63	1,965.21	2,063.47	2,166.64	2,274.97	2,388.72
2990 hours	Monthly	4,055.19	4,257.95	4,470.84	4,694.39	4,929.11	5,175.56
	Annually	48,662.25	51,095.36	53,650.13	56,332.64	59,149.27	62,106.73
F - 5	Hourly	18.03	18.93	19.88	20.87	21.91	23.01
Firefighter/Paramedic	Bi-Weekly	2,073.28	2,176.94	2,285.79	2,400.08	2,520.08	2,646.09
2990 hours	Monthly	4,492.10	4,716.71	4,952.54	5,200.17	5,460.18	5,733.19
	Annually	53,905.22	56,600.48	59,430.50	62,402.02	65,522.13	68,798.23
F-6	Hourly	19.82	20.82	21.86	22.95	24.10	25.30
Apparatus Engineer*	Bi-Weekly	2,279.76	2,393.75	2,513.44	2,639.11	2,771.06	2,909.62
2990 hours	Monthly	4,939.48	5,186.45	5,445.78	5,718.07	6,003.97	6,304.17
	Annually	59,273.76	62,237.45	65,349.32	68,616.79	72,047.63	75,650.01
F - 8	Hourly	21.32	22.38	23.50	24.67	25.91	27.20
Captain/EMT*	Bi-Weekly	2,451.23	2,573.79	2,702.48	2,837.60	2,979.48	3,128.45
2990 hours	Monthly	5,310.99	5,576.54	5,855.36	6,148.13	6,455.54	6,778.32
	Annually	63,731.85	66,918.44	70,264.36	73,777.58	77,466.46	81,339.79
F - 9 (non-exempt)	Hourly	23.45	24.62	25.85	27.14	28.50	29.92
Battalion Chief	Bi-Weekly	2,696.35	2,831.16	2,972.72	3,121.36	3,277.43	3,441.30
2990 hours	Monthly	5,842.09	6,134.19	6,440.90	6,762.95	7,101.09	7,456.15
	Annually	70,105.04	73,610.29	77,290.80	81,155.34	85,213.11	89,473.76
F - 9 (exempt)	Hourly	33.72	35.40	37.17	39.03	40.98	43.03
Battalion Chief	Bi-Weekly	2,697.24	2,832.10	2,973.71	3,122.39	3,278.51	3,442.44
Deputy Fire Marshal	Monthly	5,844.02	6,136.22	6,443.03	6,765.18	7,103.44	7,458.61
2080 hours	Annually	70,128.24	73,634.65	77,316.38	81,182.20	85,241.31	89,503.38
F - 10	Hourly	40.45	42.47	44.59	46.83	49.17	51.63
Deputy Chief	Bi-Weekly	3,235.68	3,397.46	3,567.34	3,746.50	3,933.83	4,130.52
	Monthly	7,010.64	7,361.17	7,729.23	8,117.43	8,523.30	8,949.46
	Annually	84,127.68	88,334.06	92,750.77	97,409.11	102,279.56	107,393.54
F - 11	Hourly	64.42	67.64	71.03	74.57	78.30	82.22
Fire Chief	Bi-Weekly	5,153.40	5,411.07	5,682.42	5,965.74	6,264.03	6,577.23
	Monthly	11,165.70	11,723.98	12,311.91	12,925.78	13,572.06	14,250.67
	Annually	133,988.35	140,687.76	147,742.95	155,109.30	162,864.76	171,008.00

*Classifications of Apparatus Engineer and Captain will receive 5% incentive pay if paramedic certification is maintained

This page intentionally left blank



Capital Improvement Program

This page intentionally left blank

CAPITAL IMPROVEMENT PROGRAM



CAPITAL IMPROVEMENT EXPENDITURES BY FUND							
	Fund Name	2023-24	2024-25	2025-26	2026-27	2027-28	TOTAL
16	Capital Projects Fund	\$ 2,692,356	\$ 410,000	\$ 435,000	\$ 480,000	\$ 625,000	\$ 4,642,356
32	Flood Control & Drainage Fees	120,000	3,151,487	-	-	-	3,271,487
36	Traffic Improvement Fees	6,910,563	21,154,980	26,750,000	25,250,000	2,600,000	82,665,543
39	Park Improvement Fees	3,283,550	200,000	-	-	-	3,483,550
75	Vehicle Replacement Fund	315,000	-	-	-	-	315,000
76	IT Replacement Fund	68,900	80,400	72,600	28,800	35,300	286,000

TOTAL CAPITAL IMPROVEMENT PROGRAM	\$ 13,390,369	\$ 24,996,867	\$ 27,257,600	\$ 25,758,800	\$ 3,260,300	\$ 94,663,936
--	----------------------	----------------------	----------------------	----------------------	---------------------	----------------------

FUNDING SOURCES							
Fund #	Funding Source	2023-24	2024-25	2025-26	2026-27	2027-28	TOTAL
01	General Fund	\$ 1,528,900	\$ 370,400	\$ 207,600	\$ 208,800	\$ 210,300	\$ 2,526,000
16	ARPA	917,356	-	-	-	-	917,356
22	Road Maintenance & Rehab	310,000	-	-	-	-	310,000
25	Measure A	600,000	310,000	300,000	300,000	450,000	1,960,000
32	Other Governmental Agencies	-	3,000,000	-	-	-	3,000,000
32	Storm Drain DIF	120,000	151,487	-	-	-	271,487
36	Street & Traffic DIF	(310,000)	-	-	-	-	(310,000)
36	Grants	2,500,000	6,700,000	17,650,000	17,650,000	-	44,500,000
36	Other Governmental Agencies	1,000,000	6,012,980	1,000,000	-	-	8,012,980
36	Developer Contributions	3,410,563	8,442,000	8,100,000	7,600,000	2,600,000	30,152,563
39	Park DIF	3,100,000	-	-	-	-	3,100,000
39	Grants	183,550	-	-	-	-	183,550
76	Grants	30,000	10,000	-	-	-	40,000

TOTAL CAPITAL IMPROVEMENT PROGRAM	\$ 13,390,369	\$ 24,996,867	\$ 27,257,600	\$ 25,758,800	\$ 3,260,300	\$ 94,663,936
--	----------------------	----------------------	----------------------	----------------------	---------------------	----------------------

PROJECTS BY CATEGORY						
Project Category	2023-24	2024-25	2025-26	2026-27	2027-28	TOTAL
Facilities	\$ 175,000	\$ 100,000	\$ -	\$ -	\$ -	\$ 275,000
Parks	3,283,550	200,000	-	-	-	3,483,550
Transportation	9,427,919	21,464,980	27,185,000	25,730,000	3,225,000	87,032,899
Storm Drains	120,000	3,151,487	-	-	-	3,271,487
Vehicles	315,000	-	-	-	-	315,000
Information Technology	68,900	80,400	72,600	28,800	35,300	286,000

CAPITAL IMPROVEMENT PROGRAM



5-YEAR CIP BUDGET SUMMARY							
	Project Name	2023-24	2024-25	2025-26	2026-27	2027-28	TOTAL
Facilities							
2070	New Library	\$ -	\$ -	\$ -	\$ -	\$ -	\$ -
2096	Sr. Center ADA Improvements, Phase II	-	-	-	-	-	-
2030	Facilities Improvements	40,000	100,000	-	-	-	140,000
2031	Civic Center Roof Replacements	135,000	-	-	-	-	135,000
TOTAL FACILITIES		175,000	100,000	-	-	-	275,000

Parks							
	Project Name	2023-24	2024-25	2025-26	2026-27	2027-28	TOTAL
2077	4th Street Park Phase 2	3,283,550	200,000	-	-	-	3,483,550
TOTAL PARKS		3,283,550	200,000	-	-	-	3,483,550

Transportation							
	Project Name	2023-24	2024-25	2025-26	2026-27	2027-28	TOTAL
2073	CLR/Calimesa Blvd. Intersection	-	5,430,000	-	-	-	5,430,000
2074	Cherry Valley Blvd. Interchange	2,036,263	8,050,000	22,650,000	22,650,000	-	55,386,263
2075	County Line Road Interchange	-	742,980	2,050,000	1,300,000	1,300,000	5,392,980
2082	Citywide Pavement Management	2,517,356	310,000	435,000	480,000	625,000	4,367,356
2087	County Line Road Improvements	-	-	-	-	-	-
2088	CLR Paving 3rd to California	-	-	-	-	-	-
2089	CLR Paving California to Bryant	-	-	-	-	-	-
2092	Singleton Road Interchange	583,000	692,000	-	-	-	1,275,000
2093	Calimesa Realignment (Singleton)	1,251,300	2,000,000	-	-	-	3,251,300
2094	Calimesa Realignment (CV Blvd.)	2,700,000	3,050,000	-	-	-	5,750,000
2097	Sandalwood Drive Interchange	340,000	1,190,000	2,050,000	1,300,000	1,300,000	6,180,000
TOTAL TRANSPORTATION		9,427,919	21,464,980	27,185,000	25,730,000	3,225,000	87,032,899

Storm Drains							
	Project Name	2023-24	2024-25	2025-26	2026-27	2027-28	TOTAL
2072	Calimesa Creek Stage III Improvements	120,000	3,151,487	-	-	-	3,271,487
TOTAL STORM DRAINS		120,000	3,151,487	-	-	-	3,271,487

Vehicles							
	Project Name	2023-24	2024-25	2025-26	2026-27	2027-28	TOTAL
2048	Vehicle & Rolling Stock Replacement	315,000	-	-	-	-	315,000
TOTAL VEHICLES		315,000	-	-	-	-	315,000

Information Technology							
	Project Name	2023-24	2024-25	2025-26	2026-27	2027-28	TOTAL
2045	Desktop & Laptop Replacement	21,900	18,400	24,600	12,800	20,300	98,000
2046	Server Replacement & Upgrades	15,000	-	15,000	-	-	30,000
2047	IT Major Software & Equipment	32,000	62,000	33,000	16,000	15,000	158,000
TOTAL INFORMATION TECHNOLOGY		68,900	80,400	72,600	28,800	35,300	286,000

TOTAL CAPITAL IMPROVEMENT PROGRAM	\$ 13,390,369	\$ 24,996,867	\$ 27,257,600	\$ 25,758,800	\$ 3,260,300	\$ 94,663,936
--	----------------------	----------------------	----------------------	----------------------	---------------------	----------------------

CAPITAL IMPROVEMENT PROGRAM



Carryover projects are those that are not expected to be completed within FY2022-23. Remaining budgets are calculated as of March 31, 2023. Additional activity will change these figures before the end of FY2022-23. Please refer to the final schedule of carryovers once the books are closed for FY2022-23, sometime in Fall 2023 for final carryover amounts.

SCHEDULE OF CARRYOVERS AS OF 3/31/2023						
Fund #	Project #	Project Name	Life-to-date Budget thru FY2022-23	Life-to-date Actuals thru FY2021-22	FY2022-23 Actuals thru 3/31/2023	Carryover as of 3/31/2023
Facilities						
34	2070	New Library	\$ 1,414,146	\$ -	\$ -	\$ 1,414,146
TOTAL FACILITIES			1,414,146	-	-	1,414,146
Parks						
39	2077	4th Street Park Phase 2	244,960	-	15,850	229,110
TOTAL PARKS			244,960	-	15,850	229,110
Transportation						
36	2073	CLR/Calimesa Blvd. Intersection	1,850,246	315,671	682,386	852,189
36	2074	Cherry Valley Blvd. Interchange	5,263,737	3,205,338	146,687	1,911,712
36	2075	County Line Road Interchange	777,020	-	1,083	775,937
16	2082	Citywide Pavement	2,586,483	-	2,532,739	53,744
36	2087	County Line Road Improvements	11,886,097	3,437,366	2,863,819	5,584,912
25	2088	County Line Road Paving 3rd to California	135,000	-	-	135,000
25	2089	County Line Road Paving California to Bryant	70,000	-	-	70,000
36	2092	Singleton Road Interchange	2,200,000	7,505	126,975	2,065,520
TOTAL TRANSPORTATION			24,768,583	6,965,880	6,353,689	11,449,014
Storm Drains						
32	2072	Calimesa Creek Stage III Improvements	9,006,331	867,435	4,351	8,134,545
TOTAL STORM DRAINS			9,006,331	867,435	4,351	8,134,545
TOTAL CONTINUING PROJECTS			\$ 35,434,020	\$ 7,833,315	\$ 6,373,890	\$ 21,226,815

This page intentionally left blank



CAPITAL IMPROVEMENT PROGRAM



New Library

Project Number
2070

Category
Facilities

Department
Administration

Proposed Project Timeline
July 2021 - June 2025



Project Description & Justification

In Fiscal Year 2021-22, the City Council approved the construction of a new 5,500 square foot library to be built on the current library site. The County of Riverside, Office of Economic Development, in partnership with the City, has provided a project manager to manage the construction of the new library. Funding for the cost of the facility includes funding from the County of Riverside (\$2.5 million), Riverside County Library System (\$85,000), Library Facilities Fees (\$1.11 million), and Library tax proceeds and donations (\$305,000) for a total project cost of \$4 million.

The City budget includes the City's portion of the cost only since the County is the lead agency for the construction of the library.

PROPOSED BUDGET AND 5-YEAR PLAN							
Project Allocation	Prior Year(s)	2023-24	2024-25	2025-26	2026-27	2027-28	TOTAL
New Library	1,414,146	-	-	-	-	-	1,414,146
TOTAL (FUND 34)	1,414,146	-	-	-	-	-	1,414,146

Fund #	Funding Source	Prior Year(s)	2023-24	2024-25	2025-26	2026-27	2027-28	TOTAL
34	Library DIF	1,110,000	-	-	-	-	-	1,110,000
19	Library Operations	226,285	-	-	-	-	-	226,285
19	Donations	77,861	-	-	-	-	-	77,861
TOTAL		1,414,146	-	-	-	-	-	1,414,146

CAPITAL IMPROVEMENT PROGRAM



Senior Center ADA Improvements, Phase II

Project Number
2096

Category
Facilities

Department
Public Works

Proposed Project Timeline
July 2023 - June 2024



Project Description & Justification

At the September 7, 2021 Council meeting, Council approved an application to CDBG for the Norton Younglove Senior Center ADA (Americans with Disabilities Act) Improvement Project, Phase II. The project will improve the ADA sidewalk access, path of travel to the Senior Center, City Hall and Community Development Annex building in accordance with the City's ADA Transition Plan. The project also will provide additional parking for scheduled Senior Center events.

Funds will be appropriated once the project is put out to bid and the final price is determined. The City was awarded \$31,931 by County of Riverside Housing, Homeless Prevention and Workshop Solutions. Additional funding will be provided through contributions from the General Fund and available fund balance in the Capital Projects - ADA Improvements Fund (Fund 20).

PROPOSED BUDGET AND 5-YEAR PLAN							
Project Allocation	Prior Year(s)	2023-24	2024-25	2025-26	2026-27	2027-28	TOTAL
ADA Improvements Ph. II	-	-	-	-	-	-	-
TOTAL (FUND 20)	-	-	-	-	-	-	-

Fund #	Funding Source	Prior Year(s)	2023-24	2024-25	2025-26	2026-27	2027-28	TOTAL
01	General Fund	-	-	-	-	-	-	-
20	CDBG	-	-	-	-	-	-	-
TOTAL		-	-	-	-	-	-	-

CAPITAL IMPROVEMENT PROGRAM



Facility Improvements

Project Number

2030

Category

Facilities

Department

Public Works

Proposed Project Timeline

Ongoing



Project Description & Justification

This project will support various capital project needs of all Civic Center facilities including City Hall, City Hall expansion, Planning Annex, Senior Center, and Fire Department facilities. The useful life of capital projects will approximate 5 to 30 years depending on capital project.

PROPOSED BUDGET AND 5-YEAR PLAN

Project Allocation	Prior Year(s)	2023-24	2024-25	2025-26	2026-27	2027-28	TOTAL
CH and Annex Flooring	-	40,000	-	-	-	-	40,000
Senior Center Restrooms	-	-	100,000	-	-	-	100,000
TOTAL (FUND 16)	-	40,000	100,000	-	-	-	140,000

Fund #	Funding Source	Prior Year(s)	2023-24	2024-25	2025-26	2026-27	2027-28	TOTAL
01	General Fund	-	40,000	100,000	-	-	-	140,000
TOTAL		-	40,000	100,000	-	-	-	140,000

CAPITAL IMPROVEMENT PROGRAM



Civic Center Roof Replacements

Project Number

2031

Category

Facilities

Department

Public Works

Proposed Project Timeline

July 2023 - June 2024



Project Description & Justification

This project will support the roof replacement needs of Civic Center Facilities including City Hall, City Hall expansion, Planning Annex, Senior Center, and Fire Department facilities. The Senior Center is over 30 years old and roof replacement is required in the near term due to compromised sheathing and roofing paper. The useful life of roof replacements will approximate 15 to 30 years depending on type of roof.

PROPOSED BUDGET AND 5-YEAR PLAN

Project Allocation	Prior Year(s)	2023-24	2024-25	2025-26	2026-27	2027-28	TOTAL
Senior Center Roof	-	100,000	-	-	-	-	100,000
City Hall Roof	-	25,000	-	-	-	-	25,000
Fire Department Roof	-	10,000	-	-	-	-	10,000
TOTAL (FUND 16)	-	135,000	-	-	-	-	135,000

Fund #	Funding Source	Prior Year(s)	2023-24	2024-25	2025-26	2026-27	2027-28	TOTAL
01	General Fund	-	135,000	-	-	-	-	135,000
TOTAL		-	135,000	-	-	-	-	135,000

CAPITAL IMPROVEMENT PROGRAM

4th Street Park Phase 2

Project Number
2077

Category
Parks

Department
Public Works

Proposed Project Timeline
July 2021 - June 2025



4th Street Park Expansion - Option 4

Project Description & Justification

4th Street Park is a 2.79 acre park located at 960 4th Street. This project is for the expansion of the park on a 2.31-acre lot located at 941 5th Street, directly to the west of the existing park. The expansion includes four pickleball courts, walking trails, an adaptable open sports area, parking lot, maintenance shed, and bathrooms.

As of March 2023, total life-to-date projects costs are \$15,850.

PROPOSED BUDGET AND 5-YEAR PLAN							
Project Allocation	Prior Year(s)	2023-24	2024-25	2025-26	2026-27	2027-28	TOTAL
Design & Engineering	244,960	-	-	-	-	-	244,960
Construction	-	3,283,550	200,000	-	-	-	3,483,550
TOTAL (FUND 39)	244,960	3,283,550	200,000	-	-	-	3,728,510

Fund #	Funding Source	Prior Year(s)	2023-24	2024-25	2025-26	2026-27	2027-28	TOTAL
01	General Fund	-	-	200,000	-	-	-	200,000
39	Parks DIF	244,960	3,100,000	-	-	-	-	3,344,960
39	Prop 68 Grant	-	183,550	-	-	-	-	183,550
TOTAL		244,960	3,283,550	200,000	-	-	-	3,728,510



CAPITAL IMPROVEMENT PROGRAM

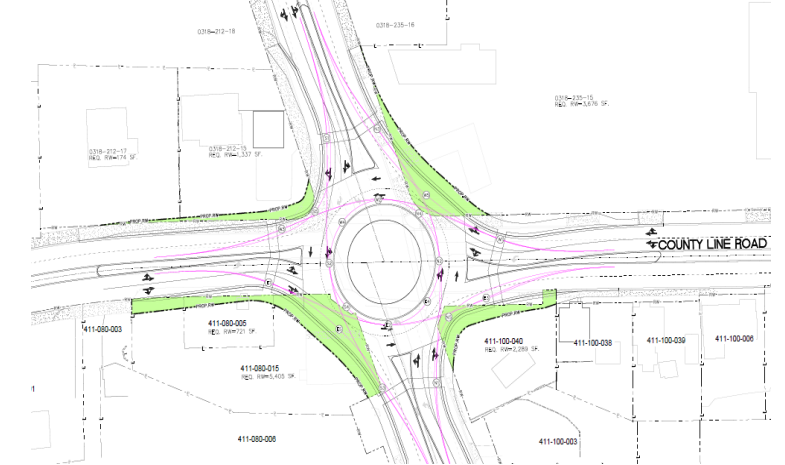
County Line Road/Calimesa Boulevard Intersection Improvement Project

Project Number
2073

Category
Transportation

Department
Engineering

Proposed Project Timeline
July 2014 - October 2024



Project Description & Justification

The County Line Rd/Calimesa Blvd intersection has a long history of traffic collisions. Numerous traffic studies, including those by the FHWA, confirm that installing roundabouts, provide a significant reduction in both fatalities and injury accidents that occur along traditional roadways. The proposed Project will install a 90 ft diameter roundabout together with street improvements between Park Avenue and Interstate 10 to accommodate the increased traffic volume. Studies by the FHWA show a 70% reduction in all annual accidents, an 88% reduction in injury accidents, and a 100% reduction in fatality accidents with the employment of roundabouts. Pedestrians will benefit from the implementation of the innovative roundabout design and the addition of sidewalk throughout the Project area. Previously the City received federal funding (DEMO-SAFTEA-LU) to complete preliminary engineering and environmental compliance processing – both tasks are complete as well as additional federal funding to complete right-of-way acquisition. Final design is currently in progress and construction is anticipated to begin by March 2024. Construction is planned to be funded, in part, through federal Community Project Funding (CPF) in the amount of \$4 million. Appropriation of construction costs, currently programmed in FY2024-25 estimated at \$5.4 million, will occur once the City receives approval of CPF and confirms contributions from the City of Yucaipa.

As of March 2023, total life-to-date projects costs are \$998,057.

PROPOSED BUDGET AND 5-YEAR PLAN							
Project Allocation	Prior Year(s)	2023-24	2024-25	2025-26	2026-27	2027-28	TOTAL
Preliminary Engineering/Environmental	633,000	-	-	-	-	-	633,000
Final Design	-	-	360,000	-	-	-	360,000
Right-of-Way	1,217,246	-	-	-	-	-	1,217,246
Construction	-	-	5,070,000	-	-	-	5,070,000
TOTAL (FUND 36)	1,850,246	-	5,430,000	-	-	-	7,280,246

Fund #	Funding Source	Prior Year(s)	2023-24	2024-25	2025-26	2026-27	2027-28	TOTAL
36	SAFETEA-LU (Fed.)	1,440,000	-	-	-	-	-	1,440,000
36	Other Gov't Agencies	-	-	1,430,000	-	-	-	1,430,000
36	Street & Traffic DIF	410,246	-	-	-	-	-	410,246
36	Comm. Project (Fed.)	-	-	4,000,000	-	-	-	4,000,000
TOTAL		1,850,246	-	5,430,000	-	-	-	7,280,246



CAPITAL IMPROVEMENT PROGRAM

Cherry Valley Blvd. Interchange Improvements



Project Number

2074

Category

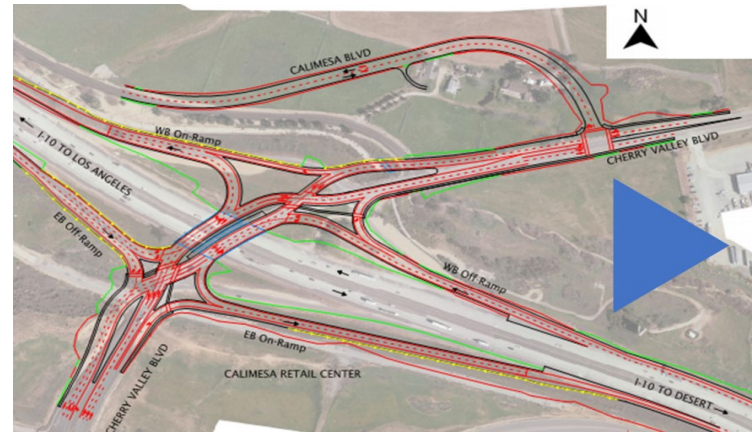
Transportation

Department

Engineering

Proposed Project Timeline

July 2014 - June 2027



Project Description & Justification

This project will reconstruct the interchange at Interstate 10 and Cherry Valley Blvd. The selected design alternative is a Diverging Diamond Interchange (DDI). This will be the first interchange in the region to use this design feature. The Project Study Report/Project Initiation Document was completed in 2019. The Project Approval/Environmental Document was completed in the spring of 2023. In FY 2023-24, design will begin and is expected to take about 18 months. Construction is expected to commence in FY 2025-26, with a completion in FY 2026-27. RCTC and federal funding is subject to a competitive process and will be pursued beginning in FY 2023-24.

As of March 2023, total life-to-date projects costs are \$3,352,025.

PROPOSED BUDGET AND 5-YEAR PLAN							
Project Allocation	Prior Year(s)	2023-24	2024-25	2025-26	2026-27	2027-28	TOTAL
Project Management	100,000	50,000	50,000	50,000	50,000	-	300,000
Project Study	450,000	-	-	-	-	-	450,000
Approval/Environmental	3,000,000	-	-	-	-	-	3,000,000
Design	1,713,737	1,986,263	-	-	-	-	3,700,000
Right-of-Way	-	-	8,000,000	-	-	-	8,000,000
Construction	-	-	-	22,600,000	22,600,000	-	45,200,000
TOTAL (FUND 36)	5,263,737	2,036,263	8,050,000	22,650,000	22,650,000	-	60,650,000

Fund #	Funding Source	Prior Year(s)	2023-24	2024-25	2025-26	2026-27	2027-28	TOTAL
36	Developer Contribution	5,258,461	2,036,263	5,950,000	5,000,000	5,000,000	-	23,244,724
36	WRCOG - Zone Funding	-	-	2,100,000	-	-	-	2,100,000
36	CMAQ Grant	-	-	-	500,000	-	-	500,000
36	RCTC/Federal Grants	-	-	-	17,150,000	17,650,000	-	34,800,000
36	Street & Traffic DIF	5,276	-	-	-	-	-	5,276
TOTAL		5,263,737	2,036,263	8,050,000	22,650,000	22,650,000	-	60,650,000

CAPITAL IMPROVEMENT PROGRAM

I-10 and County Line Road Interchange Improvements



Project Number

2075

Category

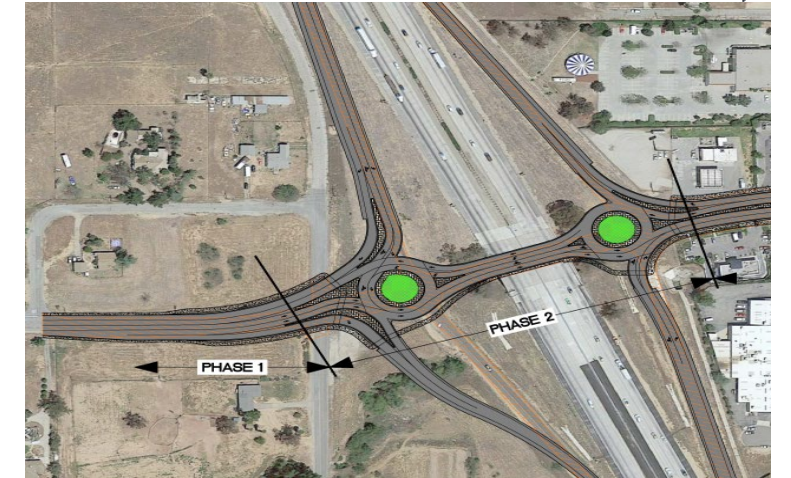
Transportation

Department

Engineering

Proposed Project Timeline

July 2022 through June 2031



Project Description & Justification

This project will reconstruct the interchange at Interstate 10 and County Line Road. The Project Study Report/Project Initiation Document will commence in 2024. The Project Approval/Environmental Document will commence in the Fall of 2025. Design will begin in 2027 and take about 18 months to complete. Construction is expected to commence in 2029, with a completion in 2031. Initial funding is a combination of TUMF Zone Allocation and a contribution from the City of Yucaipa. Future phases of the project are being funded by developer contributions and is contingent upon development activity.

As of March 2023, total life-to-date projects costs are \$1,083.

PROPOSED BUDGET AND 5-YEAR PLAN							
Project Allocation	Prior Year(s)	2023-24	2024-25	2025-26	2026-27	2027-28	TOTAL
Project Management	50,000	-	50,000	50,000	50,000	50,000	250,000
Project Study Report	420,000	-	-	-	-	-	420,000
Project Approval & Environmental Document	307,020	-	692,980	2,000,000	-	-	3,000,000
Plans, Specifications & Estimates	-	-	-	-	1,250,000	1,250,000	2,500,000
Right-of-Way Acquisition	-	-	-	-	-	-	-
Construction	-	-	-	-	-	-	-
TOTAL (FUND 36)	777,020	-	742,980	2,050,000	1,300,000	1,300,000	6,170,000

Fund #	Funding Source	Prior Year(s)	2023-24	2024-25	2025-26	2026-27	2027-28	TOTAL
36	TUMF Zone Allocation	388,510	-	111,490	1,000,000	-	-	1,500,000
36	Other Gov't Agencies	388,510	-	371,490	-	-	-	760,000
36	Developer Contribution	-	-	260,000	1,050,000	1,300,000	1,300,000	3,910,000
TOTAL		777,020	-	742,980	2,050,000	1,300,000	1,300,000	6,170,000

CAPITAL IMPROVEMENT PROGRAM

Citywide Pavement Management



Project Number

2082

Category

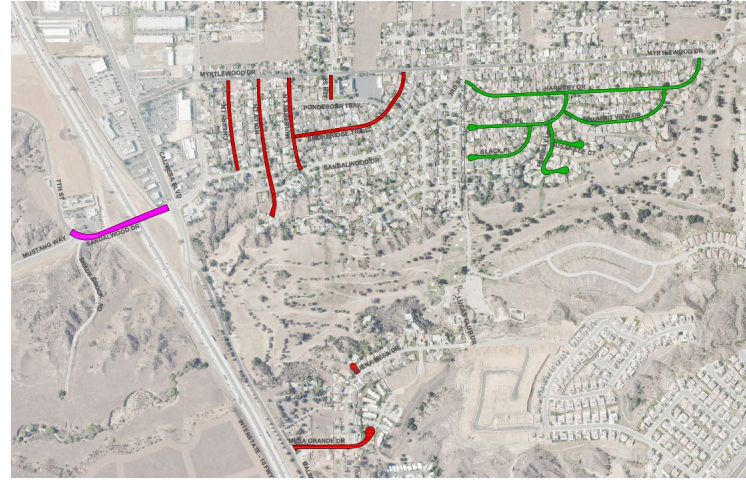
Transportation

Department

Engineering

Proposed Project Timeline

Ongoing



Project Description & Justification

This project will support the City of Calimesa's ongoing Pavement Management Program. Pavement management is the process of planning the maintenance and repair of the City of Calimesa's network of roadways to optimize pavement conditions over the entire network. Depending on analysis of each respective street, the process includes preservation, corrective maintenance, catastrophic maintenance and pavement reconstruction.

PROPOSED BUDGET AND 5-YEAR PLAN

Project Allocation	Estimated Carryover	2023-24	2024-25	2025-26	2026-27	2027-28	TOTAL
Pavement Management	53,744	2,517,356	175,000	435,000	480,000	625,000	4,286,100
Pavement Survey	-	-	135,000	-	-	-	135,000
TOTAL (FUND 16)	53,744	2,517,356	310,000	435,000	480,000	625,000	4,421,100

Fund #	Funding Source	Estimated Carryover	2023-24	2024-25	2025-26	2026-27	2027-28	TOTAL
16	Capital Proj. ARPA	-	917,356	-	-	-	-	917,356
01	General Fund	53,744	1,000,000	-	135,000	180,000	175,000	1,543,744
25	Measure A	-	600,000	310,000	300,000	300,000	450,000	1,960,000
TOTAL		53,744	2,517,356	310,000	435,000	480,000	625,000	4,421,100

CAPITAL IMPROVEMENT PROGRAM

County Line Road Transportation Corridor Improvements



Project Number

2087

Category

Transportation

Department

Engineering

Proposed Project Timeline

April 2022 - October 2024



Project Description & Justification

This is a joint project between the City of Calimesa and City of Yucaipa to construct four single-lane and one multi-lane roundabouts, together with street, pedestrian, and bicycle improvements on County Line Road between Park Avenue and Bryant Street. In March 2021, the City received a SB1 Local Partnership Program (LPP) grant for the project construction. Construction contract was awarded in February of 2022.

As of March 2023, total life-to-date projects costs are \$6,301,185.

PROPOSED BUDGET AND 5-YEAR PLAN

Project Allocation	Prior Year(s)	2023-24	2024-25	2025-26	2026-27	2027-28	TOTAL
Preliminary Engineering/Environmental	1,598,839	-	-	-	-	-	1,598,839
Right-of-Way	687,000	-	-	-	-	-	687,000
Construction	9,600,258	-	-	-	-	-	9,600,258
TOTAL (FUND 36)	11,886,097	-	-	-	-	-	11,886,097

Fund #	Funding Source	Prior Year(s)	2023-24	2024-25	2025-26	2026-27	2027-28	TOTAL
21	AB 2766	50,000	-	-	-	-	-	50,000
22	RMRA (SB 1)	922,710	310,000	-	-	-	-	1,232,710
36	LPP Grant	3,747,000	-	-	-	-	-	3,747,000
36	MSRC Grant	50,000	-	-	-	-	-	50,000
36	Developer Contrib.	1,200,000	-	-	-	-	-	1,200,000
36	City of Yucaipa	4,962,070	-	-	-	-	-	4,962,070
36	Street & Traffic DIF	954,317	(310,000)	-	-	-	-	644,317
TOTAL		11,886,097	-	-	-	-	-	11,886,097

CAPITAL IMPROVEMENT PROGRAM



County Line Road Paving - 3rd St. to California St.

Project Number

2088

Category

Transportation

Department

Engineering

Proposed Project Timeline

April 2022 - October 2024



Project Description & Justification

This project is related to the County Line Road Improvement Project (Project 2087). This project will provide the additional funding needed to complete pavement on County Line Road from 3rd Street to California Street.

PROPOSED BUDGET AND 5-YEAR PLAN							
Project Allocation	Prior Year(s)	2023-24	2024-25	2025-26	2026-27	2027-28	TOTAL
Construction	135,000	-	-	-	-	-	135,000
TOTAL (FUND 25)	135,000	-	-	-	-	-	135,000

Fund #	Funding Source	Prior Year(s)	2023-24	2024-25	2025-26	2026-27	2027-28	TOTAL
25	Measure A	135,000	-	-	-	-	-	135,000
TOTAL		135,000	-	-	-	-	-	135,000

CAPITAL IMPROVEMENT PROGRAM



County Line Road Paving - California St. to Bryant St.

Project Number

2089

Category

Transportation

Department

Engineering

Proposed Project Timeline

April 2022 - October 2024



Project Description & Justification

This project is related to the County Line Road Improvement Project (Project 2087). This project will provide the additional funding needed to complete pavement on County Line Road from California Street to Bryant Street.

PROPOSED BUDGET AND 5-YEAR PLAN							
Project Allocation	Prior Year(s)	2023-24	2024-25	2025-26	2026-27	2027-28	TOTAL
Construction	70,000	-	-	-	-	-	70,000
TOTAL (FUND 25)	70,000	-	-	-	-	-	70,000

Fund #	Funding Source	Prior Year(s)	2023-24	2024-25	2025-26	2026-27	2027-28	TOTAL
25	Measure A	70,000	-	-	-	-	-	70,000
TOTAL		70,000	-	-	-	-	-	70,000

CAPITAL IMPROVEMENT PROGRAM



I-10 and Singleton Road Interchange Improvements



Project Number
2092

Category
Transportation

Department
Engineering

Proposed Project Timeline
July 2019 through December 2024

Project Description & Justification

During initial freeway construction in the 1960s, Caltrans did not construct the West bound on ramp or the East Bound off ramp. However, grading and drainage system improvements were completed. The project proposes to construct these missing ramps and related improvements. Construction will begin in late 2023 and be completed in 2024. This project is being funded by a combination of developer contributions and a TUMF Zone Reimbursement Agreement and is contingent upon development activity.

As of March 2023, total life-to-date projects costs are \$134,480.

PROPOSED BUDGET AND 5-YEAR PLAN							
Project Allocation	Prior Year(s)	2023-24	2024-25	2025-26	2026-27	2027-28	TOTAL
Project Management	40,000	40,000	20,000	-	-	-	100,000
Final Design	-	15,000	-	-	-	-	15,000
Construction	2,160,000	528,000	672,000	-	-	-	3,360,000
TOTAL (FUND 36)	2,200,000	583,000	692,000	-	-	-	3,475,000

Fund #	Funding Source	Prior Year(s)	2023-24	2024-25	2025-26	2026-27	2027-28	TOTAL
36	TUMF Zone Allocation	2,000,000	-	-	-	-	-	2,000,000
36	Developer Contribution	200,000	583,000	692,000	-	-	-	1,475,000
TOTAL		2,200,000	583,000	692,000	-	-	-	3,475,000

CAPITAL IMPROVEMENT PROGRAM



Realignment of Calimesa Boulevard At Singleton Road



Project Number
2093

Category
Transportation

Department
Engineering

Proposed Project Timeline
October 2023 - March 2024

Project Description & Justification

This project will horizontally realign Calimesa Boulevard approximately 400 feet easterly while widening approximately 3,300 linear feet of Calimesa Boulevard and 3,000 linear feet of Singleton Road to their ultimate street widths. Street improvements will consist of new curb, gutter sidewalk, two (2) vehicular lanes in each direction, construction of signalized intersection, and existing storm drain channel modifications. The realignment of Calimesa Boulevard at Singleton Road will provide additional horizontal clearance from the I-10/Singleton Interchange in order to provide the minimum intersection set back for future I-10/Singleton interchange improvements. Finalization of environmental documentation and permit acquisition is currently in process. Completion of this project is being funded by developer contributions and is contingent upon development activity. Budget shown is for projected costs incurred by the City only.

PROPOSED BUDGET AND 5-YEAR PLAN							
Project Allocation	Prior Year(s)	2023-24	2024-25	2025-26	2026-27	2027-28	TOTAL
Preliminary Engineering/Environmental	-	-	-	-	-	-	-
Final Design	-	251,300	-	-	-	-	251,300
Right-of-Way	-	-	-	-	-	-	-
Construction	-	1,000,000	2,000,000	-	-	-	3,000,000
TOTAL (FUND 36)	-	1,251,300	2,000,000	-	-	-	3,251,300

Fund #	Funding Source	Prior Year(s)	2023-24	2024-25	2025-26	2026-27	2027-28	TOTAL
36	Developer Contribution	-	251,300	-	-	-	-	251,300
36	TUMF Zone Funding	-	1,000,000	2,000,000	-	-	-	3,000,000
TOTAL		-	1,251,300	2,000,000	-	-	-	3,251,300

CAPITAL IMPROVEMENT PROGRAM



Realignment of Calimesa Blvd At Cherry Valley Blvd

Project Number
2094

Category
Transportation

Department
Engineering

Proposed Project Timeline
May 2023 through June 2025



Project Description & Justification

This project will horizontally realign Cherry Valley Boulevard approximately 600 feet easterly while widening approximately 3,000 linear feet of Calimesa Boulevard to its ultimate street width. Street improvements will consist of new curb, gutter sidewalk, two (2) vehicular lanes in each direction, and construction of signalized intersection. The realignment of Calimesa Boulevard at Cherry Valley Boulevard will provide the additional horizontal clearance from the I-10/Cherry Valley Interchange in order to provide the minimum intersection set back for future I-10/Cherry Valley ultimate interchange improvements. Project design will begin this year and is anticipated to be ready for construction in Fiscal Year 2024-25. This project is contingent upon the City securing future funding from RCTC.

PROPOSED BUDGET AND 5-YEAR PLAN							
Project Allocation	Prior Year(s)	2023-24	2024-25	2025-26	2026-27	2027-28	TOTAL
Preliminary Engineering/Environmental	-	100,000	-	-	-	-	100,000
Final Design	-	100,000	-	-	-	-	100,000
Right-of-Way	-	2,500,000	-	-	-	-	2,500,000
Construction	-	-	3,050,000	-	-	-	3,050,000
TOTAL (FUND 36)	-	2,700,000	3,050,000	-	-	-	5,750,000

Fund #	Funding Source	Prior Year(s)	2023-24	2024-25	2025-26	2026-27	2027-28	TOTAL
36	RCTC Grant	-	2,500,000	2,700,000	-	-	-	5,200,000
36	Developer Contribution	-	200,000	350,000	-	-	-	550,000
TOTAL		-	2,700,000	3,050,000	-	-	-	5,750,000

CAPITAL IMPROVEMENT PROGRAM



I-10 and Sandalwood Road Interchange Improvements

Project Number
2097

Category
Transportation

Department
Engineering

Proposed Project Timeline
July 2023 through December 2029



Project Description & Justification

This project will reconstruct the interchange at Interstate 10 and Sandalwood Road. The Project Study Report/Project Initiation Document will commence in 2023. The Project Approval/Environmental Document will commence in the Spring of 2024. Design will begin in 2025 and take about 18 months to complete. Construction is expected to commence in 2027, with a completion in 2029. This project is being funded by developer contributions and is contingent upon development activity.

PROPOSED BUDGET AND 5-YEAR PLAN							
Project Allocation	Prior Year(s)	2023-24	2024-25	2025-26	2026-27	2027-28	TOTAL
Project Management	-	60,000	50,000	50,000	50,000	50,000	260,000
Project Study Report	-	280,000	140,000				420,000
Project Approval & Environmental Document	-		1,000,000	2,000,000			3,000,000
Plans, Specifications & Estimates	-				1,250,000	1,250,000	2,500,000
Right-of-Way Acquisition	-						-
Construction	-						-
TOTAL (FUND 36)	-	340,000	1,190,000	2,050,000	1,300,000	1,300,000	6,180,000

Fund #	Funding Source	Prior Year(s)	2023-24	2024-25	2025-26	2026-27	2027-28	TOTAL
36	Developer Contribution	-	340,000	1,190,000	2,050,000	1,300,000	1,300,000	6,180,000
TOTAL		-	340,000	1,190,000	2,050,000	1,300,000	1,300,000	6,180,000

CAPITAL IMPROVEMENT PROGRAM

Calimesa Creek Stage III Improvement Project

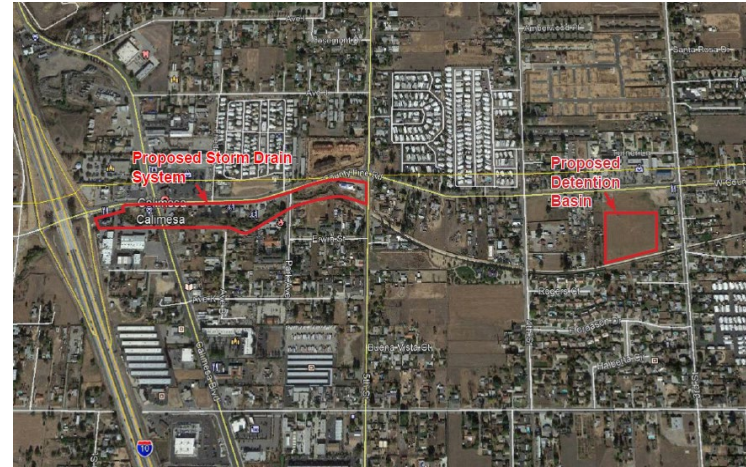


Project Number
2072

Category
Storm Drains

Department
Engineering

Proposed Project Timeline
July 2014 - August 2024



Project Description & Justification

This Project will construct the proposed Calimesa Creek Stage III improvements that are a continuation of the Calimesa Channel "Stage I" and "Stage II" projects that were completed by the Riverside County Flood Control and Water Conservation District (RCFC&WCD) in 2002. Stage III improvements will consist of a 4.5-acre detention basin on the north side of Calimesa Creek approximately 150 feet west of 3rd Street, 18", 24", 54", 72" and 78" underground storm drains, box culverts, roadway crossings and minor grading of the bank slopes of Calimesa Creek to protect the adjacent properties from a 100-year storm event. Once completed, the Calimesa Creek Stage III Project would provide 100-year flood protection to existing and future development along County Line Road and Calimesa Creek from 5th Street on the east to Interstate 10 on the west. Project is currently in the process of finalizing the environmental document and permitting. Once environmental document has been approved, design can be finalized. Construction is anticipated to begin in October 2023, pending availability of funds. Funds programmed in FY2024-25 may be appropriated during FY 2023-24 if outside funding is secured.

As of March 2023, total life-to-date projects costs are \$871,786.

PROPOSED BUDGET AND 5-YEAR PLAN							
Project Allocation	Prior Year(s)	2023-24	2024-25	2025-26	2026-27	2027-28	TOTAL
Preliminary Engineering/Design	762,818	55,000	-	-	-	-	817,818
Environmental	245,000	65,000	-	-	-	-	310,000
Right-of-Way/Property Acquisition	2,250,000	-	200,000	-	-	-	2,450,000
Construction	5,748,513	-	2,951,487	-	-	-	8,700,000
TOTAL (FUND 32)	9,006,331	120,000	3,151,487	-	-	-	12,277,818

Fund #	Funding Source	Prior Year(s)	2023-24	2024-25	2025-26	2026-27	2027-28	TOTAL
32	EPA Grant	247,547	-	-	-	-	-	247,547
32	Riverside County Flood	7,220,638	-	-	-	-	-	7,220,638
32	Other Gov't Agencies	-	-	3,000,000	-	-	-	3,000,000
32	Storm Drain DIF	1,538,146	120,000	151,487	-	-	-	1,809,633
TOTAL		9,006,331	120,000	3,151,487	-	-	-	12,277,818

CAPITAL IMPROVEMENT PROGRAM

Vehicle & Rolling Stock Replacement



Project Number
2048

Category
Vehicles

Department
Public Works/Fire

Proposed Project Timeline
Ongoing



Project Description & Justification

This project will support the replacement of City vehicles and rolling equipment. The useful life ranges from 5 years to 25 years. Requests in the current fiscal year include a new command vehicle for the third Battalion Chief and a skid steer to replace the City's 1986 backhoe. In future fiscal years, this project will include projected vehicle replacements over a five-year cycle.

PROPOSED BUDGET AND 5-YEAR PLAN							
Project Allocation	Estimated Carryover	2023-24	2024-25	2025-26	2026-27	2027-28	TOTAL
FD Command Vehicle	-	160,000	-	-	-	-	160,000
Skid Steer Vehicle	-	90,000	-	-	-	-	90,000
Utility Vehicle	-	65,000	-	-	-	-	65,000
TOTAL (FUND 75)	-	315,000	-	-	-	-	315,000

Fund #	Funding Source	Estimated Carryover	2023-24	2024-25	2025-26	2026-27	2027-28	TOTAL
01	General Fund	-	315,000	-	-	-	-	315,000
TOTAL		-	315,000	-	-	-	-	315,000

CAPITAL IMPROVEMENT PROGRAM



Desktop & Laptop Replacement



Project Number
2045

Category
Information Technology

Department
Administration

Proposed Project Timeline
Ongoing

Project Description & Justification

This project will support management of the routine replacement of computer desktops and laptops. The current year budget also includes new workstations for proposed new staff members and a new laptop. The estimated useful life of each workstation will range from 3 to 5 years.

PROPOSED BUDGET AND 5-YEAR PLAN


Project Allocation	Estimated Carryover	2023-24	2024-25	2025-26	2026-27	2027-28	TOTAL
(9) 9 Desktops	-	15,900	-	-	-	-	15,900
(3) 2 Desktops 1 Laptops	-	6,000	-	-	-	-	6,000
(8) 8 Desktops	-	-	18,400	-	-	-	18,400
(12) 6 Desktops 6 Laptops	-	-	-	24,600	-	-	24,600
(6) 2 Desktops 4 Laptops	-	-	-	-	12,800	-	12,800
(11)10 Desktops 1 Laptop	-	-	-	-	-	20,300	20,300
TOTAL (FUND 76)	-	21,900	18,400	24,600	12,800	20,300	98,000

Fund #	Funding Source	Estimated Carryover	2023-24	2024-25	2025-26	2026-27	2027-28	TOTAL
01	General Fund	-	21,900	18,400	24,600	12,800	20,300	98,000
TOTAL		-	21,900	18,400	24,600	12,800	20,300	98,000

CAPITAL IMPROVEMENT PROGRAM



Server Replacement & Upgrades



Project Number
2046

Category
Information Technology

Department
Administration

Proposed Project Timeline
Ongoing

Project Description & Justification

This project will support management of Server replacements and required transitions to cloud based supported services on a rotation of every three years. The estimated useful life of each server is approximately 5 years.

PROPOSED BUDGET AND 5-YEAR PLAN

Project Allocation	Estimated Carryover	2023-24	2024-25	2025-26	2026-27	2027-28	TOTAL
Server CALIHOST1 Refresh	-	15,000	-	-	-	-	15,000
Server CALIHOST3 Refresh	-	-	-	15,000	-	-	15,000
TOTAL (FUND 76)	-	15,000	-	15,000	-	-	30,000

Fund #	Funding Source	Estimated Carryover	2023-24	2024-25	2025-26	2026-27	2027-28	TOTAL
01	General Fund	-	15,000	-	15,000	-	-	30,000
TOTAL		-	15,000	-	15,000	-	-	30,000

CAPITAL IMPROVEMENT PROGRAM



Information Technology Major Software & Equipment

Project Number
2047

Category
Information Technology

Department
Administration

Proposed Project Timeline
Ongoing



Project Description & Justification

This project will support management IT services of software and components not related to workstation or server replacement. Capital projects in this category will include software implementation, IT streaming services, and network infrastructure. The estimated useful life of each project varies from 3 to 10 years.

In FY 24, the City will begin implementation of State-required solar permitting software. This is being funded by a State grant. In future years, the City will also be looking at permitting software which will allow for online permits, which will enhance customer service. The City's financial software, Tyler FundBalance, is over 20 years old and end-of-support is approaching. Staff will be looking at options for replacement beginning in FY 25. In order to ensure quality streaming of City meetings, this project includes funding for camera and equipment replacement as items reach end-of-life. Finally, network infrastructure includes routine replacement of switches, routers, and wireless access points.

PROPOSED BUDGET AND 5-YEAR PLAN							
Project Allocation	Estimated Carryover	2023-24	2024-25	2025-26	2026-27	2027-28	TOTAL
CAL APP+ Software	-	30,000	10,000	-	-	-	40,000
Permitting Software	-	-	25,000	-	-	-	25,000
Finance Software	-	-	20,000	30,000	-	-	50,000
IT Streaming Upgrades	-	-	3,000	3,000	10,000	-	16,000
Network Infrastructure	-	2,000	4,000	-	6,000	15,000	27,000
TOTAL (FUND 76)	-	32,000	62,000	33,000	16,000	15,000	158,000

Fund #	Funding Source	Estimated Carryover	2023-24	2024-25	2025-26	2026-27	2027-28	TOTAL
01	General Fund	-	2,000	52,000	33,000	16,000	15,000	118,000
76	Solar App State Grant	-	30,000	10,000	-	-	-	40,000
TOTAL		-	32,000	62,000	33,000	16,000	15,000	158,000

This page intentionally left blank



Cost Allocation Plan

This page intentionally left blank



Introduction:

Every governmental organization in the United States, which receives federal dollars in any substantial form, must have an objective cost allocation plan for distributing administrative overhead. Many states and counties also require the existence of such a plan to substantiate charges for administrative costs to programs that are state or county grant funded. A cost allocation plan may not be required if no administrative costs are allocated to funds or departments receiving other governmental revenue.

The City of Calimesa (the City) has numerous special revenue funds which receive money from other governments, developers (fees), property tax assessments for special districts, donations, and other funding sources independent of General Fund activities. As a result, periodic updating of the City’s cost allocation plan is essential.

Methodology:

Administrative overhead typically includes line items for various general government functions such as City Clerk, Human Resources, Risk Management (and related insurances), Information Technology, Finance, facilities (including utilities and communications), and other items of a service or support nature which theoretically benefit other departments, programs, and funds. While the City Manager’s Department is clearly an administrative function, its purpose is not to directly support activities of other operations but rather to oversee all activities of a city in more of an indirect manner. As a result, City Manager Department costs are not typically allocated to others. However, the Public Works and Engineering Departments often spend time administering projects, grants and related programs and, thus a portion of their time is allocated to those specific programs and funds.

Table 1: Typical factors used to allocate overhead costs

Type of costs	Factors used to calculate overhead costs
Maintenance and janitorial	Square footage
Electric and other externally provided utilities	Square footage
Accounting	Actual expenses or number of transactions
Budget	Actual expenses, budgeted expenses or number of staff (FTE)
Payroll	Number of staff (FTE) or payroll warrants
Human resources	Number of staff (FTE)
IT services	Number of computers, servers, databases or ports
Legal – indirect costs	Actual expenses or hours worked
Insurance	Number of staff (FTE), claims or loss history, square footage, property values insured, and risk factor
Accounts payable	Number of transactions (including vouchers or invoices)
Purchasing	Number of transactions (procurements)

Sources: Title 2 U.S. Code of Federal Regulations Part 200, Uniform Administrative Requirements and Cost Principles (Uniform Guidance) & studies by other auditors and consultants.

While the above Table contains and suggests certain allocation criteria, the related factors are not precise requirements and vary greatly from government to government, depending on budget size, number of

employees, the nature of facilities, the nature of operational activities, and other overhead components. Each entity has unique characteristics which necessitate customized approaches in allocating costs.

Cost centers selected for the City which appear to suit allocation are:

- Information Technology
- Non-Departmental (Facilities, utilities, etc.)
- City Clerk General Operations
- City Clerk – Human Resources
- City Clerk – Risk Management
- Finance
- Public Works (project/program related only)
- Engineering (project/program related only)

Allocation factors used in determining the related methodology include (by cost center):

- Information Technology - 50% based on the number of general ledger transactions and 50% based on the number of employees in each department or fund.
- Non-Departmental (facilities, utilities, etc.) – 50% based on budget size and 50% based on number of employees
- City Clerk General Operations – 100% number of agenda items
- City Clerk – Human Resources – 100% number of employees including those on contract
- City Clerk – Risk Management – 100% number of employees including contract
- Finance – 50% based on number of general ledger transactions and 50% based on budget size.
- Public Works – 7.5% to the City’s Capital Improvement Program
- Engineering – 5% to the City’s Capital Improvement Program

Additional standard cost allocation methodologies prescribe a “step-down” approach for allocating costs internally among the overhead departments being allocated to other departments, programs, and funds. Generally, this methodology would begin the step-down with departments that clearly benefit all citywide activities such as information technology and non-departmental (facilities, utilities, etc.). The order of “step-down” for the City’s cost allocation plan is:

- Information Technology
- v
- Non- Departmental
- v
- City Clerk General Operations
- v
- City Clerk Human Resources
- v
- City Clerk Risk Management
- v
- Finance

Table 2: Overhead Departments’ Allocation of Costs to Other Funds

Fund #	Fund Name	Allocated Costs							Total
		Info. Tech.	Non-Dept.	C Clerk Gen Op	C Clerk HR	C Clerk RM	Finance	Public Wrks/Eng	
14	Special Law Enf. Safety	\$ 500	\$ -	\$ -	\$ -	\$ -	\$ -	\$ -	\$ 500
16	Capital Projects	-	-	-	-	-	-	-	-
18	Planning Grants Fund	-	-	-	-	-	-	-	-
19	Library Support Fund	1,134	193	4,163	-	-	2,810	-	8,300
20	Capital Projects CDBG ADA Fund	-	-	-	-	-	-	-	-
21	AQMD	-	-	-	-	-	-	-	-
22	Road Maint & Rehab (RMRA)	-	-	-	-	-	-	-	-
24	Gas Tax	7,688	5,211	-	3,034	8,780	12,057	-	36,770
25	Measure A	1,134	3,568	-	-	-	11,935	8,803	25,440
26	Home Grant - State	-	-	-	-	-	-	-	-
27	Home Grant - Federal CDBG	-	-	-	-	-	-	-	-
28	LLMD	4,342	2,801	833	1,468	4,248	6,308	-	20,000
31	Fire Facilities Fees	1,134	304	-	-	-	3,162	1,584	6,184
32	Flood Control & Drainage Fees	1,134	21	-	-	-	2,445	1,584	5,184
33	Administrative Facilities Fees	1,134	25	833	-	-	2,408	1,584	5,984
34	Library Facilities Fees	1,134	21	-	-	-	2,445	1,584	5,184
35	Law Enf. Facilities Fees	1,134	21	-	-	-	2,445	1,584	5,184
36	Traffic Improvement Fees	1,134	45	4,163	-	-	2,458	1,584	9,384
39	Park Improvement Fees	1,134	21	-	-	-	2,445	1,584	5,184
42	MSHCP	-	-	-	-	-	-	-	-
47	CFD 2018-1 IA1 Summerwind	-	3,740	-	-	-	-	-	3,740
49	CFD 2012-1 IA 2 Singleton Hgts	-	1,289	-	-	-	2,701	-	3,990
51	CFD - Public Services 1	-	3,753	-	-	-	-	-	3,753
52	CFD 2013-1 IA 1 JP Ranch	1,134	542	-	-	-	1,352	-	3,028
53	CFD 2012-1 IA 1 Singleton Hgts.	1,134	959	-	-	-	1,897	-	3,990
54	CFD 2013-1 IA 3 JP Ranch	1,134	858	-	-	-	130	-	2,122
55	CFD 2012-1 Maint Singleton Hgts.	553	1,855	159	-	-	-	-	2,567
56	CFD 2013-1 Maint JP Ranch	277	1,652	638	-	-	-	-	2,567
57	CFD 2018-1 Maint Summerwind	553	791	833	392	678	-	-	3,247
59	CFD 2013-1 IA 2 JP Ranch	1,134	464	-	-	-	1,429	-	3,027
67	Successor Agency	1,134	1,193	2,173	-	-	-	-	4,500
71	California Recycling Grant	-	-	-	-	-	-	-	-
75	Vehicle Fund	-	-	-	-	-	-	-	-
76	Information Technology Fund	-	-	-	-	-	-	-	-
Total Costs to Other Funds		\$ 29,789	\$ 29,327	\$ 13,795	\$ 4,894	\$ 13,706	\$ 58,427	\$ 19,891	\$ 169,829

This results in \$169,829 of internal overhead budgeted appropriations being allocated to departments outside of the General Fund. Certain funds, such as Special Law Enforcement Safety, Measure A, AQMD, Gas Tax, LLMD, CFDs and Successor Agency either have a cap on administrative costs and/or limited ability to pay for allocated costs. As such, certain costs have been adjusted based upon that funding source’s ability to accept costs.

Budget Adoption Resolutions

City Resolution 2023-28 (Appropriation Limit)

City Resolution 2023-29 (FY 2023-24 Budget)

CSA Resolution 2023-01 (FY 2023-24 Budget)

This page intentionally left blank

RESOLUTION NO. 2023-28

A RESOLUTION OF THE CITY COUNCIL OF THE CITY OF CALIMESA, CALIFORNIA ESTABLISHING THE APPROPRIATIONS LIMIT FOR THE FISCAL YEAR 2023-24


WHEREAS, California Revenue and Taxation Code requires the City to establish annual appropriations limits based on percentages of per capita income change and City population change, and

WHEREAS, the FY 2023-24 Appropriation Limit has been calculated according to data received from the California Department of Finance, and

WHEREAS, the Department of Finance data and the Appropriation Limit Calculation are attached as Exhibit "A", Appropriations Limit Calculation, Exhibit "B" Appropriation Limitation Schedule, Exhibit C "Schedule of Estimated Proceeds and Non-Proceeds of Taxes" and Exhibit "D" Department of Finance Letter.

THEREFORE, BE IT RESOLVED BY THE CITY COUNCIL OF THE CITY OF CALIMESA, that the Appropriation Limit for the Fiscal Year 2023-24 is established at \$10,640,616

PASSED, APPROVED AND ADOPTED this 5th day of June 2023.


WILLIAM DAVIS, MAYOR

ATTEST:


DARLENE GERDES, CITY CLERK

STATE OF CALIFORNIA }
COUNTY OF RIVERSIDE } SS.
CITY OF CALIMESA }

I, **DARLENE GERDES**, City Clerk of the City of Calimesa, California, DO HEREBY CERTIFY, that the aforementioned **Resolution No. 2023-28** known as:

A RESOLUTION OF THE CITY COUNCIL OF THE CITY OF CALIMESA, CALIFORNIA ESTABLISHING THE APPROPRIATIONS LIMIT FOR THE FISCAL YEAR 2023-24.

And which is on file in the Office of the City Clerk, City of Calimesa California.

Said Resolution was adopted by the said City Council at a regular meeting thereof held on the 5th day of June 2023 by the following vote:


AYES: Cervantez, Davis, Hewitt, Manly and Molina

NOES: None

ABSENT: None

ABSTAINED: None




DARLENE GERDES, CITY CLERK
Dated this 6th day of June 2023.

**City of Calimesa
Appropriations Limitation Calculation**

Exhibit A

Appropriations Limit for Fiscal Year 2022-23			\$ 10,153,735
Price Change:			
Per Capita Personal Income		<u>4.44%</u>	
Population Change :			
Calimesa January 1, 2023		0.11%	
Riverside County January 1, 2023		<u>0.34%</u>	
			0.34%
Calculation Factor :			
Price Change Factor		1.0444	
Population Change Factor		<u>1.0034</u>	
Total (Price X Population)			<u>1.0479510</u>
Appropriations Limit for FY 2023-24			<u>\$ 10,640,616</u>
(June 30, 2023 Limit X Total Calculation Factor)			

**City of Calimesa
Gann Historical Appropriation Limit Calculations**

Exhibit B

	FY2013-14	FY2014-15	FY 2015-16	FY 2016-17	FY 2017-18	FY 2018-19	FY 2019-20	FY 2020-21	FY 2021-22	FY 2022-23	FY 2023-24
Prior Year Limit:	\$ 4,992,065	\$ 5,294,887	\$ 5,370,930	\$ 5,663,087	\$ 6,078,185	\$ 6,497,216	\$ 6,978,821	\$ 7,332,302	\$ 8,035,524	\$ 9,133,156	\$ 10,153,735
Adjustments:											
Population	0.90	1.67	1.56	1.86	3.09	3.61	0.87	5.65	7.50	3.37	0.34
Inflation	5.12	-0.23	3.82	5.37	3.69	3.67	3.85	3.73	5.73	7.55	4.44
Conversion Factors:											
Population Factor	1.009	1.0167	1.0382	1.0186	1.0309	1.0361	1.0117	1.0565	1.0750	1.0337	1.0034
Price Change Factor	1.0512	0.9977	1.0156	1.0537	1.0369	1.0367	1.0385	1.0373	1.0573	1.0755	1.0444
Adjustment Factor	1.0606608	1.01436159	1.0543959	1.0732988	1.0689402	1.0741249	1.0506505	1.0959075	1.1365975	1.1117444	1.0479510
Total Annual Adjustment	302,823	76,043	292,157	415,098	419,031	481,605	353,480	703,222	1,097,632	1,020,579	486,681
Current Year Limit	\$ 5,294,887	\$ 5,370,930	\$ 5,663,087	\$ 6,078,185	\$ 6,497,216	\$ 6,978,821	\$ 7,332,302	\$ 8,035,524	\$ 9,133,156	\$ 10,153,735	\$ 10,640,616



**City of Calimesa
Schedule of Estimated Revenues
Proceeds and Non-Proceeds of Taxes
Based on the 2023-24 Proposed Budget**

Exhibit C

	Proceeds of Taxes	Non - Proceeds of Taxes	Total
General Fund			
Taxes			
Property Taxes	\$ 4,238,800	\$ -	\$ 4,238,800
Sales & Use Taxes	1,659,000	-	1,659,000
Other taxes	117,000	-	117,000
Franchise Fees	-	557,000	557,000
Licenses & Permits	-	46,350	46,350
Fines & Forfeitures	-	25,150	25,150
Use of Money & Property	37,408	55,042	92,450
Intergovernmental Revenue			
Property Tax in Lieu of VLF	1,483,000	-	1,483,000
Other	-	29,800	29,800
Charges for Current Services - Comm Dev.	-	1,823,050	1,823,050
Miscellaneous Revenue	-	-	-
Total Proceeds of Taxes	<u>\$ 7,535,208</u>		
Total Non Proceeds of Taxes		<u>\$2,536,392</u>	
Total General Fund Revenue			<u>\$ 10,071,600</u>

Dear Fiscal Officer:

Subject: Price Factor and Population Information

Appropriations Limit

California Revenue and Taxation Code section 2227 requires the Department of Finance (Finance) to transmit an estimate of the percentage change in population to local governments. Each local jurisdiction must use their percentage change in population factor for January 1, 2023, in conjunction with a change in the cost of living, or price factor, to calculate their appropriations limit for fiscal year 2023-24. Attachment A provides the change in California's per capita personal income and an example for utilizing the price factor and population percentage change factor to calculate the 2023-24 appropriations limit. Attachment B provides the city and unincorporated county population percentage change. Attachment C provides the population percentage change for counties and their summed incorporated areas. The population percentage change data excludes federal and state institutionalized populations and military populations.

Population Percent Change for Special Districts

Some special districts must establish an annual appropriations limit. California Revenue and Taxation Code section 2228 provides additional information regarding the appropriations limit. Article XIII B, section 9(C) of the California Constitution exempts certain special districts from the appropriations limit calculation mandate. The code section and the California Constitution can be accessed at the following website: <http://leginfo.ca.gov/faces/codes.xhtml>.

Special districts required by law to calculate their appropriations limit must present the calculation as part of their annual audit. Any questions special districts have on this requirement should be directed to their county, district legal counsel, or the law itself. No state agency reviews the local appropriations limits.

Population Certification

The population certification program applies only to cities and counties. California Revenue and Taxation Code section 11005.6 mandates Finance to automatically certify any population estimate that exceeds the current certified population with the State Controller's Office. **Finance will certify the higher estimate to the State Controller by June 1, 2023.**

Please Note: The prior year's city population estimates may be revised. The per capita personal income change is based on historical data.

If you have any questions regarding this data, please contact the Demographic Research Unit at (916) 323-4086.

JOE SPEPHENSHAW
Director
By:

Erika Li
Chief Deputy Director

Attachment

Fiscal Year 2023-24

A. **Price Factor:** Article XIII B specifies that local jurisdictions select their cost of living factor to compute their appropriation limit by a vote of their governing body. The cost of living factor provided here is per capita personal income. If the percentage change in per capita personal income is selected, the percentage change to be used in setting the fiscal year 2023-24 appropriation limit is:

Per Capita Personal Income	
Fiscal Year (FY)	Percentage change over prior year
2023-24	4.44

B. Following is an example using sample population change and the change in California per capita personal income as growth factors in computing a 2023-24 appropriation limit.

2023-24:

Per Capita Cost of Living Change = 4.44 percent
 Population Change = -0.35 percent

Per Capita Cost of Living converted to a ratio: $\frac{4.44 + 100}{100} = 1.0444$

Population converted to a ratio: $\frac{-0.35 + 100}{100} = 0.9965$

Calculation of factor for FY 2023-24: $1.0444 \times 0.9965 = 1.0407$

Attachment B
Annual Percent Change in Population Minus Exclusions*
January 1, 2022 to January 1, 2023 and Total Population, January 1, 2023

County City	Percent Change	--- Population Minus Exclusions ---		Total Population
	2022-2023	1-1-22	1-1-23	1-1-2023
Riverside				
Banning	1.28	30,856	31,250	31,250
Beaumont	4.12	54,349	56,590	56,590
Blythe	-0.43	12,662	12,607	17,265
Calimesa	0.11	10,950	10,962	10,962
Canyon Lake	-0.49	11,003	10,949	10,949
Cathedral City	-0.37	51,590	51,400	51,433
Coachella	1.26	41,935	42,462	42,462
Corona	-0.09	157,139	157,005	157,005
Desert Hot Springs	0.68	32,389	32,608	32,608
Eastvale	-0.66	69,978	69,514	69,514
Hemet	0.84	89,170	89,918	89,918
Indian Wells	-0.23	4,785	4,774	4,774
Indio	1.17	89,789	90,837	90,837
Jurupa Valley	-0.16	105,154	104,983	104,983
Lake Elsinore	-0.02	71,844	71,828	71,973
La Quinta	1.11	37,562	37,979	37,979
Menifee	2.44	107,411	110,034	110,034
Moreno Valley	-0.01	208,302	208,289	208,289
Murrieta	-0.54	110,592	109,998	109,998
Norco	-0.52	22,345	22,228	25,037
Palm Desert	-0.02	50,626	50,615	50,615
Palm Springs	-0.17	44,165	44,092	44,092
Perris	0.60	78,474	78,948	78,948
Rancho Mirage	0.94	16,854	17,012	17,012
Riverside	-0.36	314,759	313,617	313,676
San Jacinto	-0.37	54,303	54,103	54,103
Temecula	-0.52	109,468	108,899	108,899
Wildomar	-0.28	36,438	36,336	36,336
Unincorporated	0.83	398,128	401,433	401,693
County Total	0.34	2,423,020	2,431,270	2,439,234

*Exclusions include residents on federal military installations and group quarters residents in state mental institutions, state and federal correctional institutions and veteran homes.

RESOLUTION 2023-29

A RESOLUTION OF THE CITY COUNCIL OF THE CITY OF CALIMESA CALIFORNIA, ADOPTING THE PROPOSED FISCAL YEAR 2023-24 GENERAL FUND OPERATING BUDGET, SPECIAL REVENUE FUNDS BUDGETS, CAPITAL IMPROVEMENT PROGRAM AND COST ALLOCATION PLAN; AND AMENDING THE FISCAL YEAR 2022-23 BUDGET

WHEREAS, the City Council has reviewed the proposed Fiscal Year 2023-24 Budget during a public meeting (budget workshop) held on May 22, 2023, regarding the adoption of the budget; and

WHEREAS, the City Council also intends to amend the Fiscal Year 2022-23 Budget to incorporate the most recent projected operating results as reflected in the proposed Fiscal Year 2023-24 Budget document (column labeled FY 2022-23 Projected Actuals).

NOW, THEREFORE, THE CITY COUNCIL OF THE CITY OF CALIMESA HEREBY FINDS, DETERMINES, RESOLVES AND ORDERS AS FOLLOWS:

Section 1: The General Fund Budget for FY 2023-24 shall be as follows:

City Council	\$ 77,955
City Manager	390,509
City Clerk	480,261
City Attorney	185,000
Finance	409,631
IT	217,032
Comm Dev Planning, Bldg. & Safety, Code	884,490
Engineering	85,964
Citizens Patrol	4,850
Police	2,504,012
Animal Control	61,000
Fire Department	3,158,861
Community Services	160,493
Public Works	484,811
Non-Departmental	<u>161,830</u>
Total Calimesa General Fund Budget	<u>\$9,266,699</u>


In addition, the General Fund Projected revenues of \$10,071,600 as presented in the Proposed Budget for Fiscal Year 2023-24, are hereby adopted.

Section 3: The FY 2022-23 Budget is hereby amended to reflect the FY 2022-23 Projected Actuals as shown in the FY 2023-24 Proposed Budget Document and amended by Attachment 1 to this Resolution.

Section 4: At the end of FY 2022-23, certain purchase commitments or contracts may exist representing contractual obligations of previously budgeted funds. In addition, certain amounts related to one-time allocations for specific projects and services may remain unspent. This is common in the Capital Improvement Program (CIP) wherein

projects frequently cross fiscal years. At the City Manager's discretion, these amounts will be deemed to be rebudgeted as an addition to the budget amounts approved in this resolution so long as these amounts do not cause total expenditures in FY 2022-23 to exceed projected actuals as shown in the FY 2023-24 Proposed Budget.

PASSED, APPROVED, and ADOPTED this 5th day of June 2023.


WILLIAM DAVIS, MAYOR

ATTEST:


DARLENE GERDES, CITY CLERK

STATE OF CALIFORNIA }
COUNTY OF RIVERSIDE } SS.
CITY OF CALIMESA }

I, **DARLENE GERDES**, City Clerk of the City of Calimesa, California, DO HEREBY CERTIFY, that the aforementioned **Resolution No. 2023-29** known as:

A RESOLUTION OF THE CITY COUNCIL OF THE CITY OF CALIMESA CALIFORNIA, ADOPTING THE PROPOSED FISCAL YEAR 2023-24 GENERAL FUND OPERATING BUDGET, SPECIAL REVENUE FUNDS BUDGETS, CAPITAL IMPROVEMENT PROGRAM AND COST ALLOCATION PLAN; AND AMENDING THE FISCAL YEAR 2022-23 BUDGET.

And which is on file in the Office of the City Clerk, City of Calimesa California.

Said Resolution was adopted by the said City Council at a regular meeting thereof held on the 5th day of June 2023 by the following vote:

AYES: Cervantez, Davis, Hewitt, Manly and Molina

NOES: None

ABSENT: None

ABSTAINED: None



DARLENE GERDES, CITY CLERK

Dated this 6th day of June 2023.



This page intentionally left blank



CSA RESOLUTION 2023-01

A RESOLUTION OF THE BOARD OF DIRECTORS OF THE SUCCESSOR AGENCY TO THE CALIMESA REDEVELOPMENT AGENCY, ADOPTING THE PROPOSED CALIMESA SUCCESSOR AGENCY FY 2023-24 BUDGET

WHEREAS, the Calimesa Successor Agency Board of Directors have reviewed the proposed Fiscal Year 2023-24 Budget at a public meeting regarding the adoption of the budget as listed below:

<u>Revenue</u>	
Other Governmental Revenue	\$ 209,070
 <u>Expenditures</u>	
Professional Services – Fin/Audit/Trust	7,500
Overhead Allocation	4,500
Debt Service	<u>197,070</u>
 Total Expenditures	 \$ 209,070

NOW, THEREFORE, THE BOARD OF DIRECTORS OF THE SUCCESSOR AGENCY TO THE CALIMESA REDEVELOPMENT AGENCY HEREBY FINDS, DETERMINES, RESOLVES AND ORDERS AS FOLLOWS:

Section 1. The Successor Agency to the Calimesa Redevelopment Agency, Fiscal Year 2023-24 Budget, as submitted, is hereby adopted.

PASSED, APPROVED, and ADOPTED this 5th day of June, 2023


JEFF CERVANTEZ, CHAIRPERSON


ATTEST:


DARLENE GERDES, AGENCY SECRETARY

STATE OF CALIFORNIA) SECRETARY'S CERTIFICATE
COUNTY OF RIVERSIDE) ss. RE ADOPTION OF RESOLUTION
CITY OF CALIMESA)

I, **Darlene Gerdes**, of the Secretary of the Board of Directors for the Successor Agency to the Calimesa Redevelopment Agency, DO HEREBY CERTIFY that the foregoing Resolution was duly adopted by the Board of Directors at a regular meeting of the Successor Agency to the Calimesa Redevelopment Agency held on the 5th day of June 2023, and that the same was passed and adopted by the following vote:

AYES: Cervantez, Davis, Hewitt, Manly and Molina
NOES: None
ABSENT: None
ABSTAIN: None


DARLENE GERDES, SECRETARY OF THE BOARD OF DIRECTORS FOR THE SUCCESSOR AGENCY TO THE CALIMESA REDEVELOPMENT AGENCY